

TAURUS 700

-  **MINITRASPORTATORE CINGOLATO**
Manuale di uso, manutenzione
-  **TRACKED MINIDUMPER**
Operating instructions, maintenance
-  **MINI-TRANSPORTEUR À CHENILLES**
Manuel d'utilisation et d'entretien
-  **MINITRANSPORTADOR DE CADENAS**
Manual de uso, mantenimiento



3300369_R03W_(2025_04)

Ricambi / Spare Parts Manual / Pieces Rechange / Recambios



www.imerglobalcustomercare.com

IMER International S.p.A.

Via Salceto, 53-55 - 53036 Poggibonsi (SI) Italy

Tel. +39 0577 97341 - Fax +39 0577 983304

imergroup.com



Equipment Division

Via della Meccanica, 39 (Zona Industriale Sentino)

53040 Rapolano Terme (SI) Italy

Tel. +39 0577 97341 - Fax +39 0577 704047

Documentazione senza certificazione CE
Documentation without CE certificate

MANUALE RICAMBI - SPARE PARTS CATALOG

Documentazione senza certificazione CE

Documentation without CE certificate

USE OF THE PARTS CATALOG

1. Preface.

Illustrations and diagrams shown in the parts catalog are shown to the extent necessary to identify the part, but are not meant to serve as a detailed representation of the part. To order parts, refer to the itemization given below, then place your order with the servicing plant designated by KATO IMER.

2. How to read the Parts Catalog.

- a) An index and table of contents list each item separately. Please, refer to the necessary sections.
- b) Meanings of symbols preceding the parts number.

X Part cannot be supplied.

☆ Supplied as a separate part.
Part number is indicated in the remarks column.


△ Special order parts, which are manufactured after the order is received.


Detailed diagram provided separately. Sheet number indicated in the remarks column.


- c) An asterisk preceding the part name indicates a compositional part required in part assembly. All subsequent multiple asterisks indicate parts that are structurally required for the assembly of the preceding part.


- d) The quantity. In principle, indicates the number of parts required for one unit of machinery. For parts requiring assembly, the number of parts required to assembly one set is given.

- e) Interchange ability of parts is shown as follows:

0750 729 UA  Change from part shown at the top to part shown below.

0750 744 UA  The new part is interchangeable with the old.

0750 659 UA  Change from part shown at the top to part shown below.

0750 669 UA  The new part is not interchangeable with the old.

- f) Suitability for various machinery.

26127~ Part used in equipment numbered 26127 and equipment subsequently numbered.

26127~26169 Part used in equipment numbered 26127 through 26169.

- g) Notes and meaning of abbreviations.

Sh.No. Sheet n. I.D. Inside diameter

L Length O.D. Outside diameter

t Thickness P. Pitch

W/ With AR As required (number required)

W/O Without

3. Engine part orders: Please order from your local sales distributor or engine manufacturer, using their catalog.

4. When placing an order for parts, please check that you have clearly specified the following: (1) machinery name, (2) machinery number, (3) parts number, (4) parts name and (5) quantity of parts you are ordering.

5. With regard to improvements to equipment, such modifications may be made without notice.

USO DEL MANUALE DELLE PARTI DI RICAMBIO

1. Prefazione.

Le illustrazioni e i diagrammi del manuale sono riportate per aiutare nell'identificazione delle parti di ricambio, ma possono subire delle modifiche nell'aspetto per motivi di produzione. Per ordinare le parti di ricambio, fare riferimento alla specifica fornita qui di seguito e al concessionario designato dalla KATO IMER.

2. Come leggere il manuale delle parti di ricambio.

a. Un indice e una lista dei contenuti per ogni articolo. Consultare specificatamente la sezione necessaria.

b. Significato dei simboli che precede il numero identificativo dell'articolo.

X Le parti di ricambio non possono essere fornite.

☆ Fornito separatamente.

Il numero dell'articolo è indicato nella colonna dei commenti.

△ Ordine di parti speciali, che vengono prodotti dopo aver ricevuto l'ordine.


Diagramma dettagliato fornito separatamente. Il numero della sezione è indicato nella colonna dei commenti.


c. Un asterisco che precede la descrizione dell'articolo indica che è una parte necessaria nella composizione di un particolare assemblato. Ogni susseguente asterisco multiplo indica parti che sono necessarie per l'assemblaggio del particolare che le precede.

d. La Quantità. Indica il numero delle parti di ricambio necessarie per il particolare in questione. Comunque, per le parti di ricambio composte, vengono fornite tutte le parti che compongono il particolare.

e. L'intercambiabilità delle parti di ricambio è indicata come segue:

0750 729 UA  Modifica della parte di ricambio in alto con quella in basso.

0750 744 UA  La nuova parte di ricambio è intercambiabile con la vecchia.

0750 659 UA  Modifica della parte di ricambio in alto con quella mostrata in basso.

0750 669 UA  La nuova parte di ricambio non è intercambiabile con quella vecchia.

f. Adattabilità ai vari modelli.

26127~ Parte usata nei macchinari con numerazione 26127 e successivi.

26127~26169 Parte usata nei macchinari con numerazione dal n° 26127 al n° 26169.

g. Note e significati delle abbreviazioni .

Sh.No. Sezione n° I.D. Diametro interno

L Lunghezza O.D. Diametro esterno

t spessore P. inclinazione

W/ Con AR come richiesto (quantità richiesta)

W/O senza

3. Ordini delle parti di ricambio del motore: Contattare il concessionario di zona o direttamente il produttore dei motori, utilizzando il seguente manuale.

4. Per fare un ordine di parti di ricambio, assicuratevi di specificare chiaramente quanto segue: (1) modello della macchina, (2) numero di matricola della macchina, (3) codice delle parti di ricambio, (4) il nome delle parti di ricambio e (5) la quantità delle parti di ricambio che desiderate ordinare.

5. Al fine di apportare delle migliorie alla macchina, alcune parti potrebbero subire dei cambiamenti non riportati in questo manuale.

CONTENTS

CONTENUTI

LOWER MACHINE TELAIO BASSO	1
TOOLS ACCESSORI	2
HYDRAULIC PIPING IMPIANTO IDRAULICO	3
POWER UNIT UNITA' DI POTENZA	4
OPERATOR POSITION, COVER & RELATED PARTS POSTO GUIDA, CARTERATURE E RELATIVI ACCESSORI	5
HYDRAULIC INSTRUMENT STRUMENTAZIONE IDRAULICA	6
OPTIONAL ACCESSORIES ACCESSORI OPZIONALI	7
PARTS INDEX INDICE DELLE PARTI	8

INDEX
INDICE

DESCRIPTION DESCRIZIONE	SHEET No. SEZ. N°	PAGE PAGINA
LOWER MACHINE TELAIO BASSO		1
LOWER MACHINE ASS'Y <i>TELAIO BASSO</i>	1- 1 <input type="checkbox"/>	2
LOWER MACHINE ASS'Y (Spanner) <i>TELAIO BASSO (Allargabile)</i>	1- 2 <input type="checkbox"/>	6
IDLER ASS'Y & LOWER ROLLER ASS'Y <i>MONTAGGIO RUOTA FOLLE E RULLO GUIDA-CINGOLO</i>	1- 3 <input type="checkbox"/>	10
TOOLS ACCESSORI		13
TOOLS SUPPORT WITH BUCKET & BLADE <i>MONTAGGIO TELAIU ACCESSORI CON BENNA E PALA</i>	2- 1 <input type="checkbox"/>	14
CONCRETE MIXER KIT WITH BLADE <i>MONTAGGIO KIT BETONAGGIO CON PALA</i>	2- 2 <input type="checkbox"/>	18
GRADER BLADE KIT <i>MONTAGGIO KIT LAMA LIVELLATRICE</i>	2- 3 <input type="checkbox"/>	22
HI-TIP KIT <i>MONTAGGIO KIT HI-TIP</i>	2- 4 <input type="checkbox"/>	26
HI-TIP HYDRAULIC KIT <i>MONTAGGIO IDRAULICO KIT HI-TIP</i>	2- 5 <input type="checkbox"/>	30
BUCKET & BLADE KIT HI-TIP <i>MONTAGGIO KIT CASSONE E PALA HI-TIP</i>	2- 6 <input type="checkbox"/>	34
PLATFORM KIT <i>MONTAGGIO KIT PIANALE</i>	2- 7 <input type="checkbox"/>	38
HYDRAULIC PIPING IMPIANTO IDRAULICO		41
CONTROL VALVE ASS'Y <i>MONTAGGIO DISTRIBUTORE</i>	3- 1 <input type="checkbox"/>	42
HYDRAULIC PIPING ASS'Y <i>IMPIANTO IDRAULICO BASE</i>	3- 2 <input type="checkbox"/>	44
SPARE PORT PIPING ASS'Y <i>IMPIANTO PRESE DI FORZA AUSILIARI</i>	3- 3 <input type="checkbox"/>	49
SPANNER HYDRAULIC PIPING ASS'Y <i>IMPIANTO IDRAULICO ESPANSIONE</i>	3- 4 <input type="checkbox"/>	51
BLADE HYDRAULIC PIPING ASS'Y <i>IMPIANTO IDRAULICO PALA</i>	3- 5 <input type="checkbox"/>	53
POWER UNIT UNITA' DI POTENZA		56
PUMP ASS'Y OIL <i>MONTAGGIO POMPA OLIO IDRAULICO</i>	4- 1 <input type="checkbox"/>	57
GASOLINE ENGINE & ACCESSORIES <i>MOTORE BENZINA E ACCESSORI</i>	4- 2 <input type="checkbox"/>	61
GASOLINE ENGINE (E. S.) & ACCESSORIES <i>MOTORE BENZINA (Avviamento Elettrico) E ACCESSORI</i>	4- 3 <input type="checkbox"/>	65
GASOLINE ENGINE (E. S.) & ACCESSORIES (KOHLER) <i>MOTORE BENZINA (Avviamento Elettrico) E ACCESSORI (KOHLER)</i>	4- 3a <input type="checkbox"/>	69
LA100 DIESEL ENGINE & ACCESSORIES <i>MOTORE DIESEL E ACCESSORI</i>	4- 4 <input type="checkbox"/>	73

INDEX
INDICE

DESCRIPTION DESCRIZIONE	SHEET No. SEZ. N°	PAGE PAGINA
LA100N DIESEL ENGINE & ACCESSORIES <i>MOTORE DIESEL E ACCESSORI</i>	4- 5 <input type="checkbox"/>	77
OPERATOR POSITION, COVER & RELATED PARTS <i>POSTO GUIDA, CARTERATURE E RELATIVI ACCESSORI</i>		82
OPERATOR POSITION & COVER <i>POSTO GUIDA E CARTERATURE</i>	5- 1 <input type="checkbox"/>	83
NAME PLATE ASS'Y <i>ASSIEME ETICHETTE</i>	5- 2 <input type="checkbox"/>	87
HYDRAULIC INSTRUMENT <i>STRUMENTAZIONE IDRAULICA</i>		90
CONTROL VALVE ASS'Y <i>DISTRIBUTORE</i>	6- 1 <input type="checkbox"/>	91
CONCRETE MIXER, CONTROL VALVE ASS'Y <i>DISTRIBUTORE BETONIERA</i>	6- 2 <input type="checkbox"/>	95
OPTIONAL ACCESSORIES <i>ACCESSORI OPZIONALI</i>		98
HI-FLOW HYDRAULIC PIPING <i>IMPIANTO IDRAULICO HI-FLOW</i>	7- 1 <input type="checkbox"/>	99
HYDRAULIC BRAKE <i>FRENO IDRAULICO</i>	7- 2 <input type="checkbox"/>	101
PARTS INDEX <i>INDICE DELLE PARTI</i>		104

Documentazione senza certificazione CE
 Documentation without CE certificate

Documentazione senza certificazione CE
Documentation without CE certificate

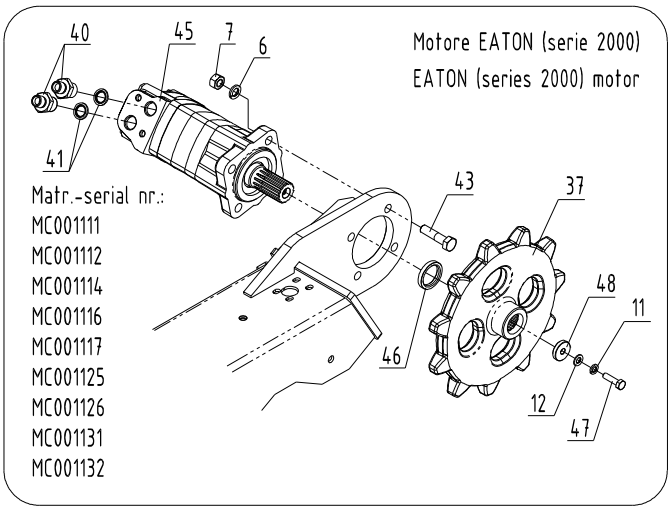
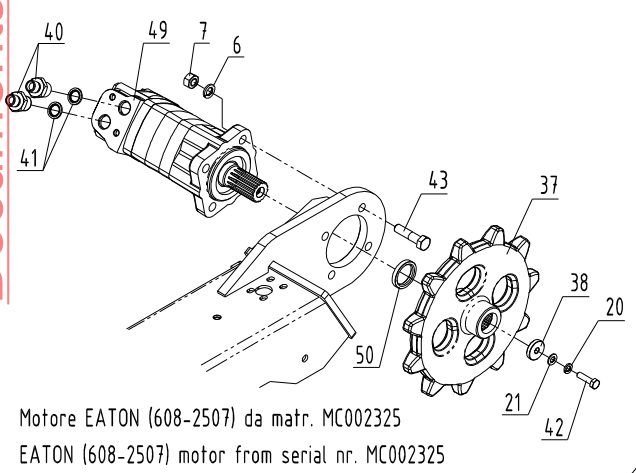
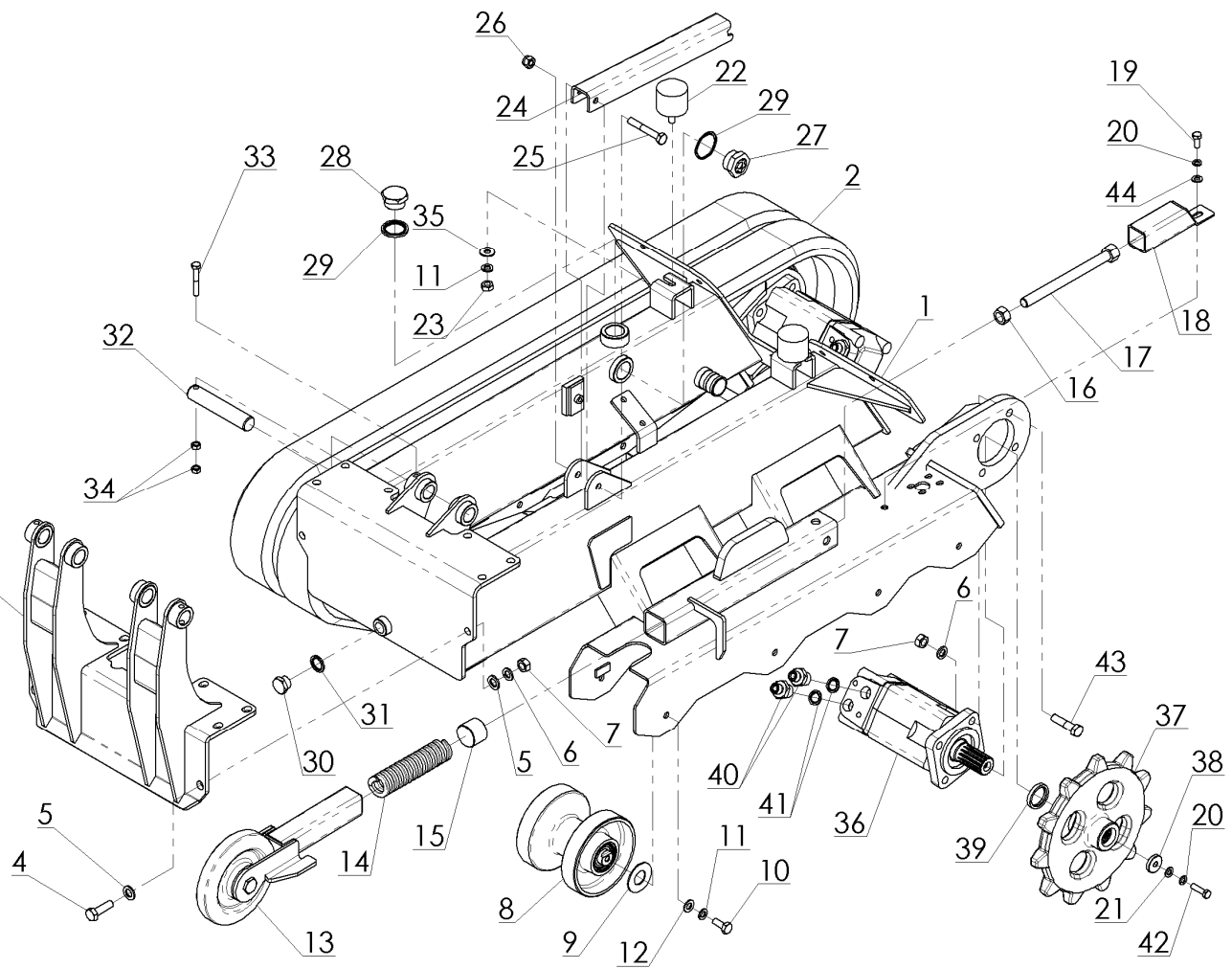
MEMO

SECTION 1
SEZIONE 1

LOWER MACHINE
TELAIO BASSO

Documentazione senza certificazione CE
Documentation without CE certificate

KATO IMER S.p.A.



KEY No.	S	PART No.	DESCRIPTION	Q'TY	CH.	SERIAL No.	REMARKS
0	x	*****	Lower Machine Ass'y <i>Montaggio Telaio Basso</i>	1		MC000001 ~	
1		2050202004	* Lower Machine <i>Telaio Basso Fisso</i>	1		MC000001 ~	
• 2		1190300000	* Shoe, Rubber Crawler <i>Cingolo Gomma</i>	2		MC000001 ~ 000685	W=200
•		1190300005	* Shoe, Rubber Crawler <i>Cingolo Gomma</i>	2		MC000686 ~	W=180
3		2050202008	* Bracket, Tools Chassis <i>Supporto Telaio Portacc.</i>	1		MC000001 ~	
4		1222914	* Bolt (H.T.), Hex. <i>Vite TE 10,9</i>	8		MC000001 ~	M12x40
5		1224121	* Washer, Flat <i>Rosetta Piana</i>	16		MC000001 ~	M12
6		1224803	* Washer, Spring <i>Rosetta Grower</i>	16		MC000001 ~	M12
7		1223700	* Nut <i>Dado Esagonale</i>	16		MC000001 ~	M12
8		6050202000	* Roller Ass'y, Lower <i>Assemblaggio Rullo</i>	8		MC000001 ~	Sh.No.1-3
9		2050201041	* Washer, Roller Ass'y <i>Rondella Protez. Rullo</i>	16		MC000001 ~	
10		1222061	* Bolt, Hex. <i>Vite TE</i>	16		MC000001 ~	M10x25
11		1224801	* Washer, Spring <i>Rosetta Grower</i>	18		MC000001 ~	M10
12		1224103	* Washer, Flat <i>Rosetta Piana</i>	16		MC000001 ~	M10
13		4041000387	* Idler Ass'y (L.H.) <i>Montaggio Ruota Folle Sx</i>	1		MC000001 ~	Sh.No.1-3
13 - 1		4041000388	* Idler Ass'y (R.H.) <i>Montaggio Ruota Folle Dx</i>	1		MC000001 ~	Sh.No.1-3
14		1120403000	* Spring <i>Molla Ruota Folle</i>	2		MC000001 ~	
15		2050205007	* Pusher, Spring <i>Tampone Spingimolla</i>	2		MC000001 ~	
16		1223806	* Nut <i>Dado Esagonale</i>	2		MC000001 ~	M16
17		2050202013	* Bolt, Special <i>Vite Tendicingolo</i>	2		MC000001 ~	M16
18		2050202014	* Bracket <i>Coperchio Grasso</i>	2		MC000001 ~	
19		1222031	* Bolt, Hex. <i>Vite TE</i>	2		MC000001 ~	M8x20
20		1224794	* Washer, Spring <i>Rosetta Grower</i>	4		MC000001 ~	M8
21		1224083	* Washer, Flat <i>Rosetta Piana</i>	2		MC000001 ~	M8
22		1220410050	* Rubber Stop <i>Piedino Paracolpi</i>	2		MC000001 ~	
23		1223650	* Nut <i>Dado Esagonale</i>	2		MC000001 ~	M10
24		2050201092	* Bracket <i>Sostegno Cassone</i>	1		MC000001 ~	
25		1222077	* Bolt, Hex. <i>Vite TE</i>	1		MC000001 ~	M10x70
26		1223920	* Nut, Lock <i>Dado Autobloccante</i>	1		MC000001 ~	M10
27		1221153	* Gauge, Level <i>Indicatore Livello</i>	1		MC000001 ~	
28		1140616000	* Plug <i>Tappo Maschio T.E.</i>	1		MC000001 ~	1"
• 29		1220136	* Washer <i>Rondella Gm</i>	2		MC000001 ~	1"
30		1220016	* Plug <i>Tappo Maschio T.E.</i>	1		MC000001 ~	1/2"

NOTE

01-01(p1)

LOWER MACHINE ASS'Y
TELAIO BASSO

REV. No ③



1

CARRY 107

- 3 -

SHEET No. 1-1

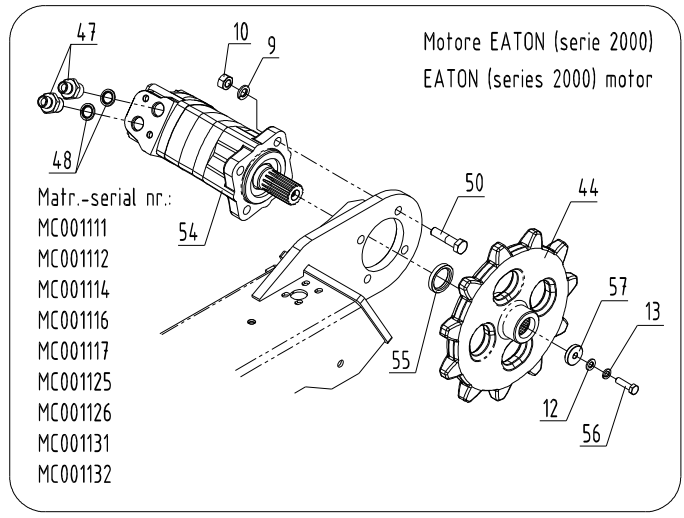
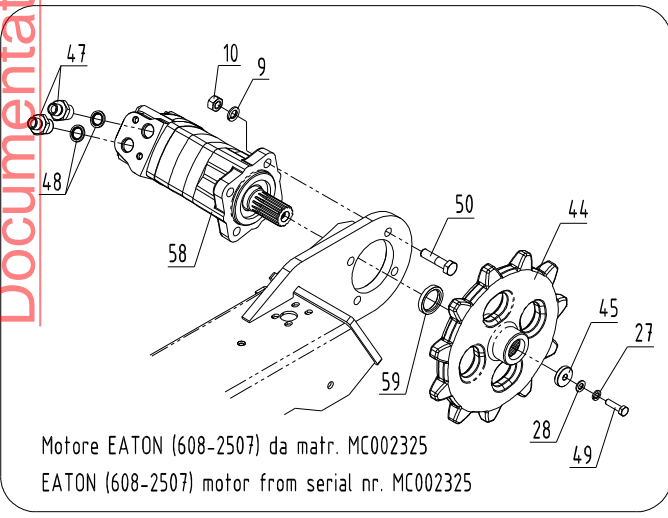
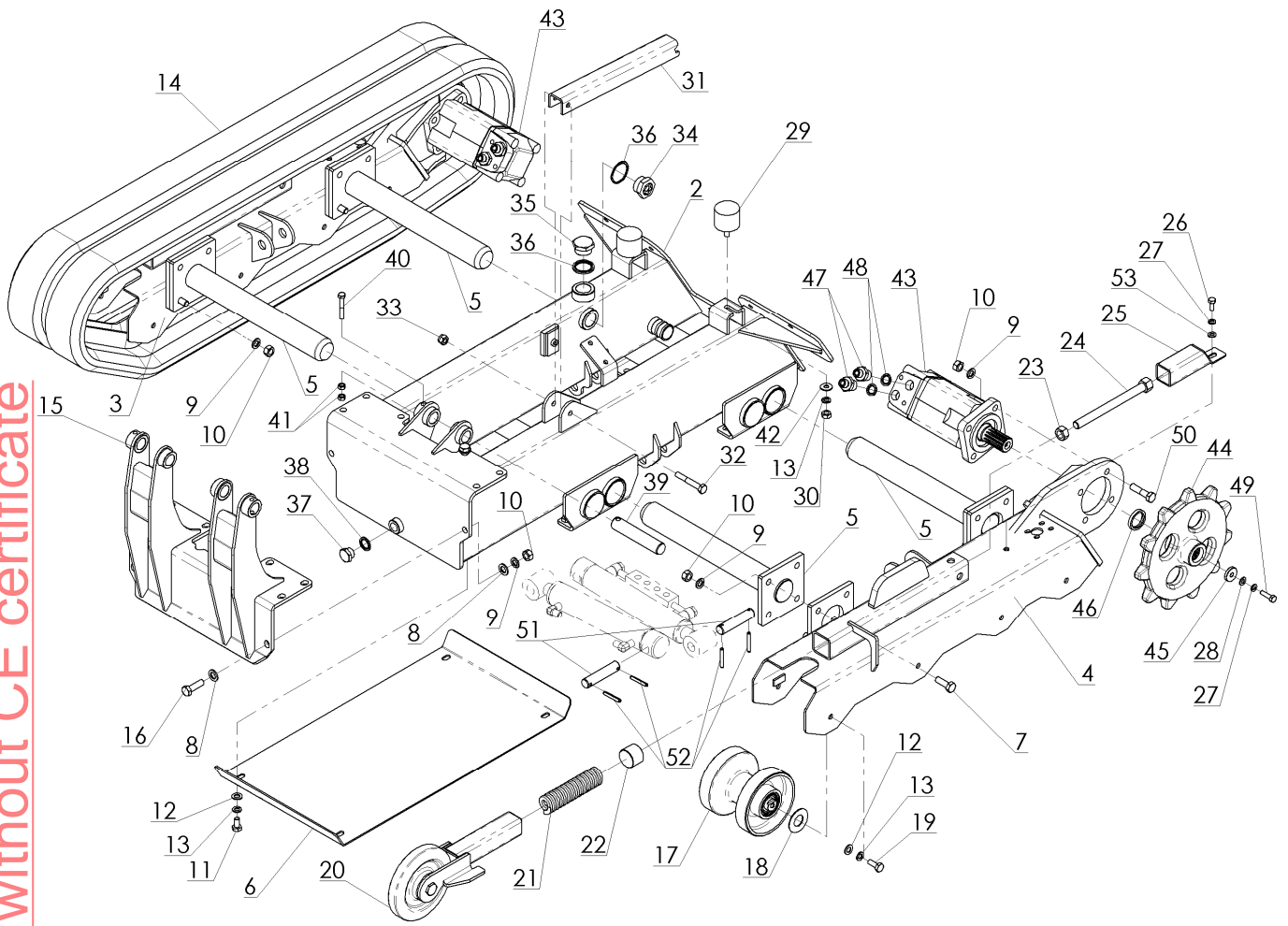


KEY No.	S	PART No.	DESCRIPTION	Q'TY	CH.	SERIAL No.	REMARKS
31		1220140	* Washer <i>Rondella Gm</i>	1		MC000001 ~	
32		2050205016	* Pin <i>Perno Cilindro Ribaltamento</i>	1		MC000001 ~	1/2"
33		1222052	* Bolt, Hex. <i>Vite TE</i>	1		MC000001 ~	M8x55
34		1223570	* Nut <i>Dado Esagonale</i>	2		MC000001 ~	M8
35		1224104	* Washer, Flat <i>Rosetta Piana</i>	2		MC000001 ~	M10
36		1150100000	* Motor Ass'y, Traction <i>Motore Trazione</i>	2		MC000001 ~	
36 - 1		4041000397	* * Kit, Seal <i>Kit Guarnizioni motore</i>	1		MC000001 ~	
37		2050206001	* Sprocket, Drive <i>Corona Dentata</i>	2		MC000001 ~	
38		2050201040	* Washer <i>Rondella Corona Dentata</i>	2		MC000001 ~	
39		2050204001	* Shim <i>Distanziale Motore Trazione</i>	2		MC000001 ~	
40		1220624	* Adapter, Reducer <i>Raccordo Oleodinamico Dritto</i>	4		MC000001 ~	1/2"-3/8"
41		3251846	* Washer <i>Rondella Gm</i>	4		MC000001 ~	3/8"
42		1222037	* Bolt, Hex. <i>Vite TE</i>	2		MC000001 ~	M8x30
43		1222100	* Bolt, Treatment <i>Vite TE (H.T.)</i>	8		MC000001 ~	M12x50
44		1224085	* Washer, Flat <i>Rosetta Piana</i>	2		MC000001 ~	M8
45		1150100006	* Motor Ass'y, Traction (series 2000 EATON) <i>Motore Trazione (EATON serie 2000)</i>	2		MC001111 ~ 001132	
46		2050204025	* Shim <i>Distanziale Motore Trazione</i>	2		MC001111 ~ 001132	
47		1011238050	* Bolt, Hex. <i>Vite TE</i>	2		MC001111 ~ 001132	3/8"-16x50
48		2050201419	* Washer <i>Rondella Corona Dentata</i>	2		MC001111 ~ 001132	
49		4041000513	* Motor Ass'y Kit, Traction (608-2507 EATON) <i>Kit Motore Trazione (EATON 608-2507)</i>	2		MC002325 ~S009925044	
49		3301336	* Motor Ass'y Kit, Traction M+S <i>Kit motore M+S</i>	2		R009925047~	
49 - 1		4041000512	* * Kit, Seal <i>Kit Guarnizioni motore</i>	1		MC002325 ~S009925044	
49 - 1		3240105	* * Kit, Seal <i>Kit Guarnizioni motore M+S</i>	1		R009925047~	
50		2050204026	* Shim <i>Distanziale Motore Trazione</i>	2		MC002325 ~ S009925044	
50		2050204001	* Shim <i>Distanziale Motore Trazione M+S</i>	2		R009925047~	



Documentazione senza certificazione CE
Documentation without CE certificate

MEMO



KEY No.	S	PART No.	DESCRIPTION	Q'TY	CH.	SERIAL No.	REMARKS
0	x	*****	Lower Machine Ass'y <i>Montaggio Telaio Basso</i>	1		MC000001 ~	
1		2050202012	* Lower Machine <i>Telaio Basso Espandibile</i>	1		MC000001 ~	
2		2050202000	* * Frame Car Body <i>Serbatoio Compl. Espand.</i>	1		MC000001 ~	
3		2050202001	* * Frame Crawler (R.H.) <i>Portacingolo Dx Espand.</i>	1		MC000001 ~	
4		2050202002	* * Frame Crawler (L.H.) <i>Portacingolo Sx Espand.</i>	1		MC000001 ~	
5		2050202003	* * Bracket <i>Guida Espansione</i>	4		MC000001 ~	
6		2050204000	* * Cover, Under <i>Carter Inferiore</i>	1		MC000001 ~	
7		3242419	* * Bolt (H.T.), Hex. <i>Vite TE 10,9</i>	8		MC000001 ~	M12x35
8		1224121	* * Washer, Flat <i>Rosetta Piana</i>	16		MC000001 ~	M12
9		1224803	* * Washer, Spring <i>Rosetta Grower</i>	32		MC000001 ~	M12
10		1223700	* * Nut <i>Dado Esagonale</i>	32		MC000001 ~	M12
11		1222059	* * Bolt, Hex. <i>Vite TE</i>	4		MC000001 ~	M10x20
12		1224103	* * Washer, Flat <i>Rosetta Piana</i>	20		MC000001 ~	M10
13		1224801	* * Washer, Spring <i>Rosetta Grower</i>	22		MC000001 ~	M10
14		1190300000	* Shoe, Rubber Crawler <i>Cingolo Gomma</i>	2		MC000001 ~ 000685	W=200
14		1190300005	* Shoe, Rubber Crawler <i>Cingolo Gomma</i>	2		MC0000686 ~	W=180
15		2050202008	* Bracket, Tools Chassis <i>Supporto Telaio Portacc.</i>	1		MC000001 ~	
16		1222914	* Bolt (H.T.), Hex. <i>Vite TE 10,9</i>	8		MC000001 ~	M12x40
17		6050202000	* Roller Ass'y, Lower <i>Assemblaggio Rullo</i>	8		MC000001 ~	Sh.No.1-3
18		2050201041	* Washer, Roller Ass'y <i>Rondella Protez. Rullo</i>	16		MC000001 ~	
19		1222061	* Bolt, Hex. <i>Vite TE</i>	16		MC000001 ~	
20		4041000387	* Idler Ass'y (L.H.) <i>Montaggio Ruota Folle Sx</i>	1		MC000001 ~	Sh.No.1-3
20 - 1		4041000388	* Idler Ass'y (R.H.) <i>Montaggio Ruota Folle Dx</i>	1		MC000001 ~	Sh.No.1-3
21		1120403000	* Spring <i>Molla Ruota Folle</i>	2		MC000001 ~	
22		2050205007	* Pusher, Spring <i>Tampone Spingimolla</i>	2		MC000001 ~	
23		1223806	* Nut <i>Dado Esagonale</i>	2		MC000001 ~	M16
24		2050202013	* Bolt, Special <i>Vite Tendicingolo</i>	2		MC000001 ~	M16
25		2050202014	* Bracket <i>Coperchio Grasso</i>	2		MC000001 ~	
26		1222031	* Bolt, Hex. <i>Vite TE</i>	2		MC000001 ~	M8x20
27		1224794	* Washer, Spring <i>Rosetta Grower</i>	4		MC000001 ~	M8
28		1224083	* Washer, Flat <i>Rosetta Piana</i>	2		MC000001 ~	M8
29		1220410050	* Rubber Stop <i>Piedino Paracolpi</i>	2		MC000001 ~	
30		1223650	* Nut <i>Dado Esagonale</i>	2		MC000001 ~	M10

NOTE

01-02(p1)

LOWER MACHINE ASS'Y (Spanner)
TELAIO BASSO (Allargabile)

REV. No ⑤


CARRY 107

- 7 -

SHEET No. 1-2

1



KEY No.	S	PART No.	DESCRIPTION	Q'TY	CH.	SERIAL No.	REMARKS
31		2050201092	* Bracket <i>Sostegno Cassone</i>	1		MC000001 ~	
32		1222077	* Bolt, Hex. <i>Vite TE</i>	1		MC000001 ~	M10x70
33		1223920	* Nut, Lock <i>Dado Autobloccante</i>	1		MC000001 ~	M10
34		1221153	* Gauge, Level <i>Indicatore Livello</i>	1		MC000001 ~	
35		1140616000	* Plug <i>Tappo Maschio T.E.</i>	1		MC000001 ~	1"
36		1220136	* Washer <i>Rondella Gm</i>	2		MC000001 ~	1"
37		1220016	* Plug <i>Tappo Maschio T.E.</i>	1		MC000001 ~	1/2"
38		1220140	* Washer <i>Rondella Gm</i>	1		MC000001 ~	1/2"
39		2050205016	* Pin <i>Perno Cilindro Ribaltamento</i>	1		MC000001 ~	M8x55
40		1222052	* Bolt, Hex. <i>Vite TE</i>	1		MC000001 ~	M8
41		1223570	* Nut <i>Dado Esagonale</i>	2		MC000001 ~	
42		1224104	* Washer, Flat <i>Rosetta Piana</i>	2		MC000001 ~	M10
43		1150100000	* Motor Ass'y, Traction <i>Motore Trazione</i>	2		MC000001 ~	
43 - 1		4041000397	* * Kit, Seal <i>Kit Guarnizioni motore</i>	2		MC000001 ~	
44		2050206001	* Sprocket, Drive <i>Corona Dentata</i>	2		MC000001 ~	
45		2050201040	* Washer <i>Rondella Corona Dentata</i>	2		MC000001 ~	
46		2050204001	* Shim <i>Distanziale Motore Trazione</i>	2		MC000001 ~	
47		1220624	* Adapter, Reducer <i>Raccordo Oleodinamico Dritto</i>	4		MC000001 ~	1/2"-3/8"
48		3251846	* Washer <i>Rondella Gm</i>	4		MC000001 ~	3/8"
49		1222037	* Bolt, Hex. <i>Vite TE</i>	2		MC000001 ~	M8x30
50		1222100	* Bolt, Treatment <i>Vite TE (H.T.)</i>	8		MC000001 ~	M12x50
51		2050205017	* Pin <i>Perno Cilindro Spanner</i>	4		MC000001 ~	
52		1229140	* Pin Spring <i>Spina Elastica</i>	8		MC000001 ~	6x45
53		1224085	* Washer, Flat <i>Rosetta Piana</i>	2		MC000001 ~	M8
54		1150100006	* Motor Ass'y, Traction (series 2000 EATON) <i>Motore Trazione (EATON serie 2000)</i>	2		MC001111 ~ 001132	
55		2050204025	* Shim <i>Distanziale Motore Trazione</i>	2		MC001111 ~ 001132	
56		1011238050	* Bolt, Hex. <i>Vite TE</i>	2		MC001111 ~ 001132	3/8"-16x50
57		2050201419	* Washer <i>Rondella Corona Dentata</i>	2		MC001111 ~ 001132	
58		4041000513	* Motor Ass'y Kit, Traction (608-2507 EATON)	2		MC002325 ~ S009925044	
58		3301336	* Motor Ass'y Kit, Traction M+S	2		S009925047	
58 - 1		4041000512	* * Kit, Seal	1		MC002325 ~ S009925044	
58 - 1		3240105	* * Kit, Seal M+S	1		S009925047	
59		2050204026	* Shim	2		MC002325 ~ S009925044	
59		2050204001	* Shim M+S	2		S009925047	

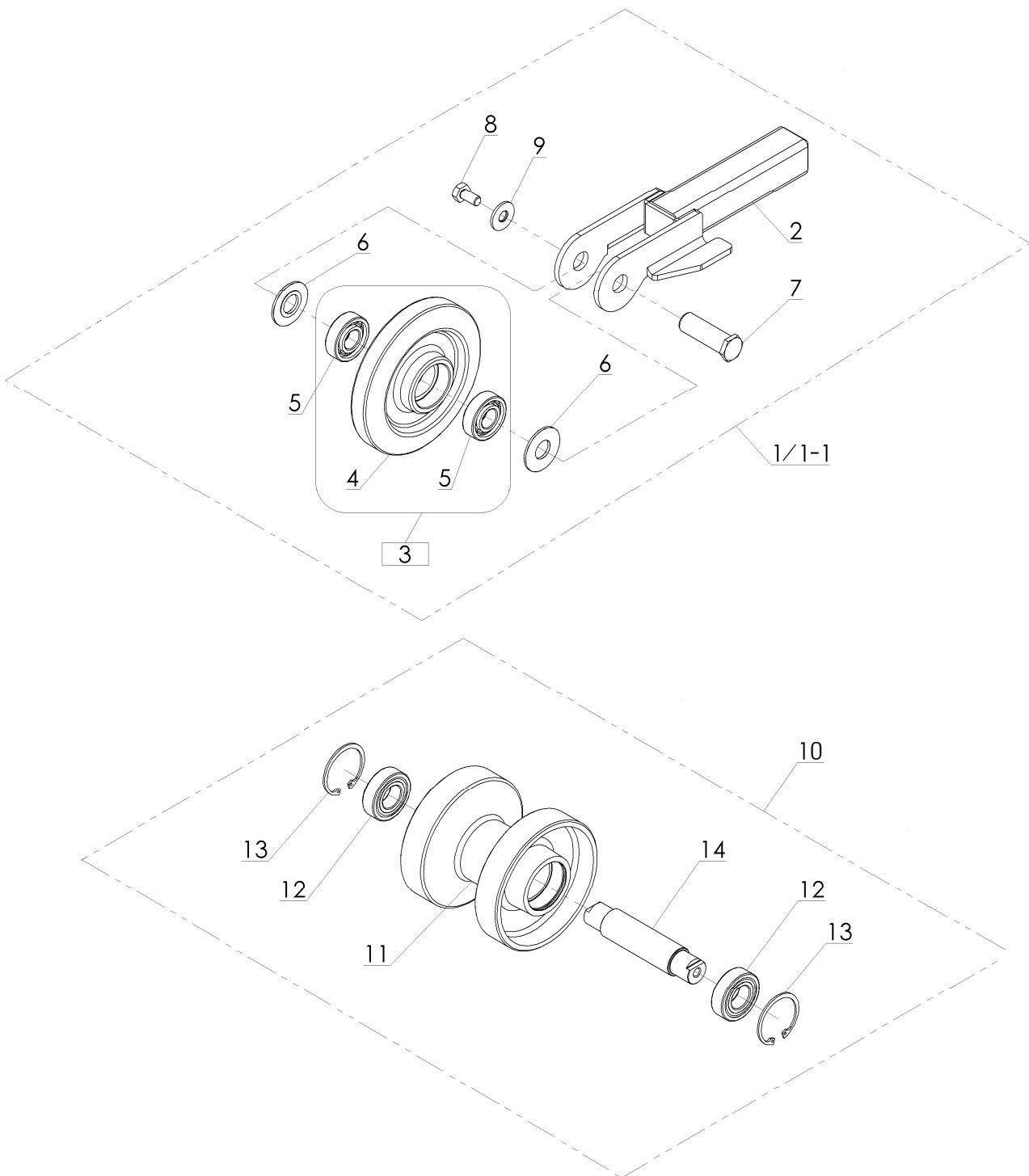
NOTE

01-02(p2)



Documentazione senza certificazione CE
Documentation without CE certificate

MEMO



Documentazione senza certificazione CE

Documentation without CE certificate

KEY No.	S	PART No.	DESCRIPTION	Q'TY	CH.	SERIAL No.	REMARKS
1		4041000387	Idler Ass'y (L.H.) <i>Montaggio Ruota Folle Sx</i>	1		MC000001 ~	
1 - 1		4041000388	Idler Ass'y (R.H.) <i>Montaggio Ruota Folle Dx</i>	1		MC000001 ~	
2		2050202015	* Bracket <i>Supporto Ruota Folle</i>	1		MC000001 ~	
3		6050202001	* Idler Ass'y, Front <i>Preassemblaggio Ruota Folle</i>	1		MC000001 ~	
4		2050206000	* * Idler, Front <i>Ruota Folle</i>	1		MC000001 ~	
5		1100123020	* * Bearing, Baal <i>Cuscinetto a Sfere</i>	2		MC000001 ~	
6		2050204007	* Shim <i>Distanziale</i>	2		MC000001 ~	
7		2050205009	* Shaft <i>Perno Ruota Folle</i>	1		MC000001 ~	
8		1222059	* Bolt, Hex. <i>Vite TE</i>	1		MC000001 ~	M10x20
9		1224104	* Washer, Flat <i>Rosetta Piana</i>	1		MC000001 ~	M10
10		6050202000	Roller Ass'y Lower <i>Assemblaggio Rullo</i>	1		MC000001 ~	
11		2050206007	* Roller <i>Rullo in Ghisa</i>	1		MC000001 ~	
12		1100123025	* Bearing, Baal <i>Cuscinetto a Sfere</i>	2		MC000001 ~	
13		1110110052	* Ring, Snap <i>Anello Arresto</i>	2		MC000001 ~	ø52
14		2050205010	* Shaft <i>Perno Rullo Cingolo</i>	1		MC000001 ~	

NOTE

01-03



Documentazione senza certificazione CE
Documentation without CE certificate

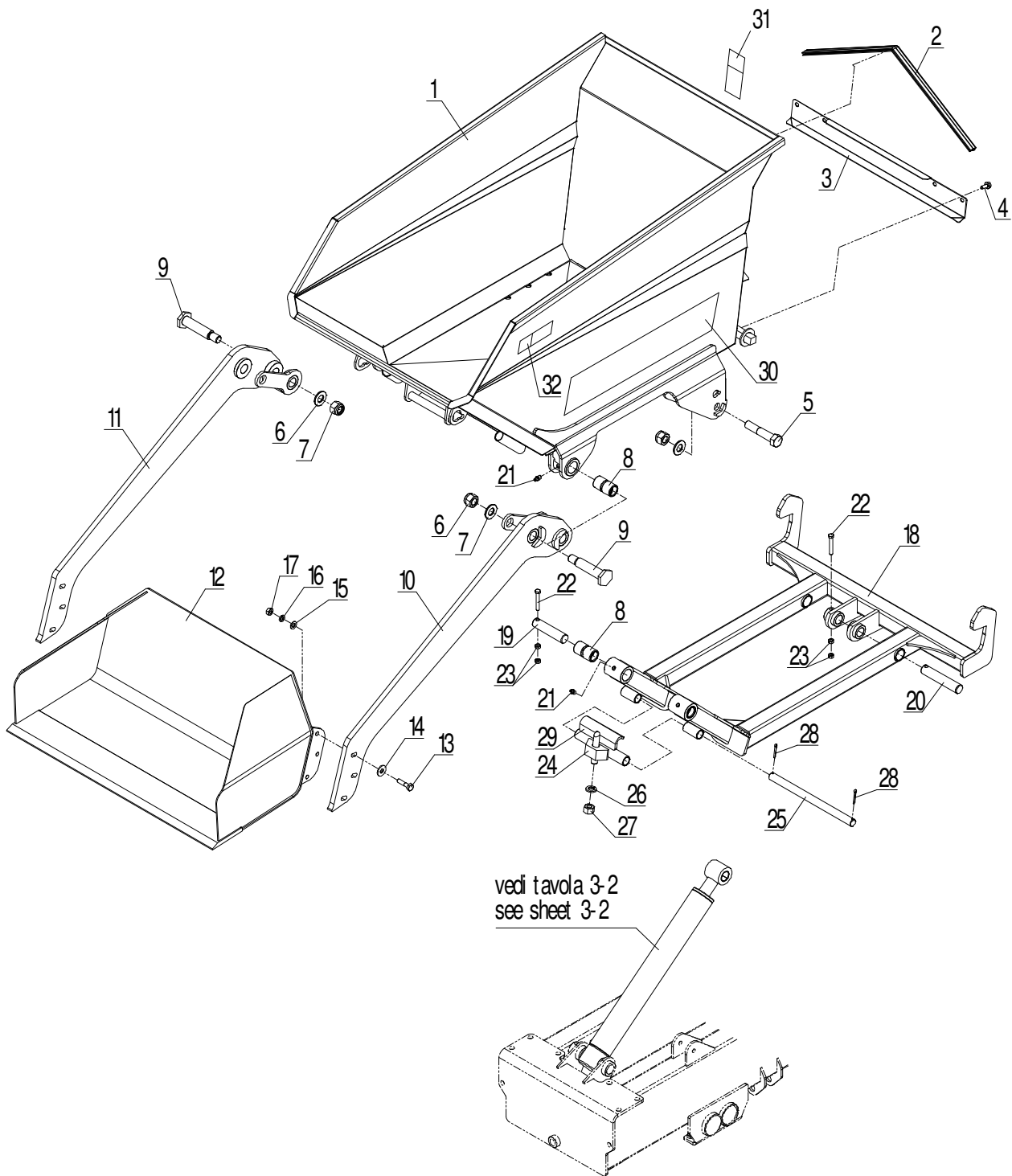
MEMO

SECTION 2
SEZIONE 2

TOOLS
ACCESSORI

Documentazione senza certificazione CE
Documentation without CE certificate

KATO IMER S.p.A.



KEY No.	S	PART No.	DESCRIPTION	Q'TY	CH.	SERIAL No.	REMARKS
0		5180101011	Bucket Ass'y <i>Benna Carico Completa</i>	1		MC000001 ~	
0 - 1		5180101010	Blade Ass'y <i>Pala Caricatrice Completa</i>	1		MC000001 ~	
0 - 2	x	3050201004	Tools Support Ass'y <i>Montaggio Telaio Accessori</i>	1		MC000001 ~	
1		2050202011	* Bucket <i>Cassone</i>	1		MC000001 ~	
2		6050203004	* Seal <i>Guarnizione Cassone</i>	1		MC000001 ~	L=690
3		2050201136	* Bracket <i>Lamiera Passatubi</i>	1		MC000001 ~	
4		1010908020	* Bolt <i>Vite TECF</i>	4		MC000001 ~	M8x20
5		1222728	* Bolt, Hex. <i>Vite TE</i>	2		MC000001 ~	M20x100
6		1090000020	* Washer, Flat <i>Rosetta Piana</i>	6		MC000001 ~	M20
7		1080811000	* Nut, Lock <i>Dado Autobloccante</i>	6		MC000001 ~	M20
8		1101112001	* Bushing <i>Boccola Acciaio</i>	4		MC000001 ~	
9		2050205011	* Shaft <i>Perno Pala</i>	4		MC000001 ~	
10		2050202018	* Arm (L.H.) <i>Braccio Sinistro Pala</i>	1		MC000001 ~	
11		2050202019	* Arm (R.H.) <i>Braccio Destro Pala</i>	1		MC000001 ~	
12		2050202020	* Blade <i>Pala Saldata</i>	1		MC000001 ~	
13		1222906	* Bolt, Hex. <i>Vite TE</i>	6		MC000001 ~	M10x40
14		1224104	* Washer, Flat <i>Rosetta Piana</i>	6		MC000001 ~	M10
15		1224103	* Washer, Flat <i>Rosetta Piana</i>	6		MC000001 ~	M10
16		1224801	* Washer, Spring <i>Rosetta Grower</i>	6		MC000001 ~	M10
17		1223650	* Nut <i>Dado Esagonale</i>	6		MC000001 ~	M10
18		2050202009	* Tools Support <i>Telaio Accessori</i>	1		MC000001 ~	
19		2050205012	* Shaft <i>Perno Telaio Accessori</i>	2		MC000001 ~	
20		2050205016	* Shaft <i>Perno Cilindro Ribaltamento</i>	1		MC000001 ~	
21		1230680	* Nipple, Grease <i>Ingrassatore Dritto</i>	4		MC000001 ~	PT1/8
22		1222680	* Bolt, Hex. <i>Vite TE</i>	3		MC000001 ~	M8x55
23		1223570	* Nut <i>Dado Esagonale</i>	6		MC000001 ~	M8
24		2050202023	* Connection Lower <i>Parte Inferiore Aggancio</i>	1		MC000001 ~	
25		2050204004	* Shaft <i>Perno Aggancio Access.</i>	1		MC000001 ~	
26		1224809	* Washer, Spring <i>Rosetta Grower</i>	1		MC000001 ~	M16
27		1223800	* Nut <i>Dado Esagonale</i>	1		MC000001 ~	M16
28		1226454	* Pin, Cotter <i>Copiglia</i>	2		MC000001 ~	ø 4x30
29		2050202024	* Connection Upper <i>Parte Superiore Aggancio</i>	1		MC000001 ~	
30		2034207055	* Name Plate <i>Etichetta A desiva</i>	2		MC000001 ~	

NOTE

02-01(p1)

TOOLS SUPPORT WITH BUCKET & BLADE
MONTAGGIO TELAIO ACCESSORI CON BENNA E PALA

REV. No ②

2

CARRY 107

- 15 -

SHEET No. 2-1



Documentazione senza certificazione CE

Documentation without CE certificate

KEY		PART No.	DESCRIPTION	Q'TY	CH.	SERIAL No.	REMARKS
No.	S						
31		2050207013	* Name Plate (Safety) <i>Etich. Ades. Pericolo Carichi Sospesi</i>		1	MC000001 ~	
32		2030807012	* Name Plate (Safety) <i>Etich. Ades. Pericolo Cesoiamento</i>		2	MC000001 ~	

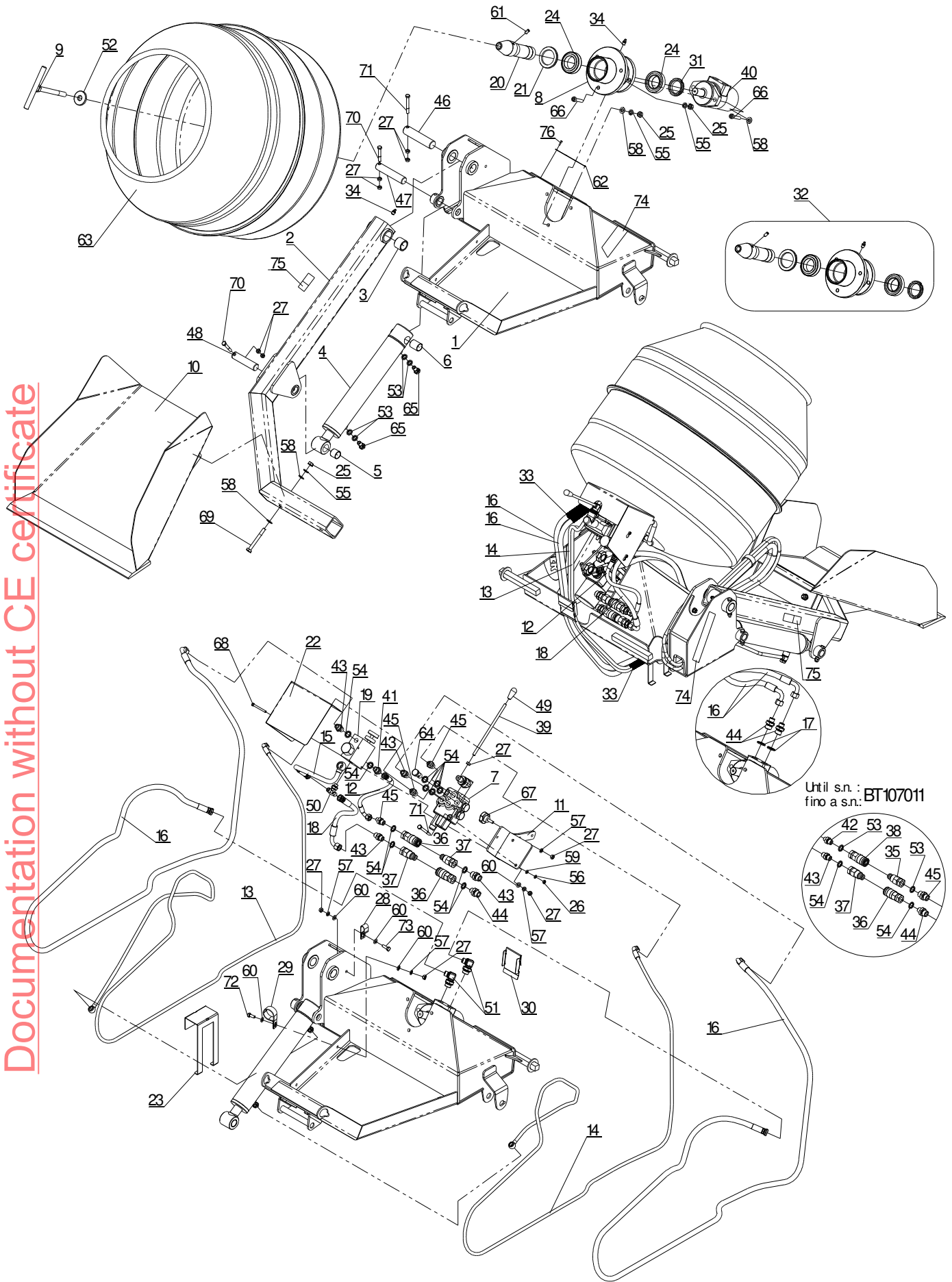
NOTE

02-01(p2)

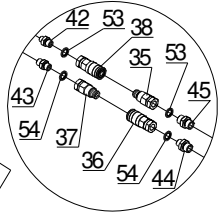


Documentazione senza certificazione CE
Documentation without CE certificate

MEMO



Until s.n.: BT107011
 fino a s.n.:



Documentazione senza certificazione CE

KEY No.	S	PART No.	DESCRIPTION	Q'TY	CH.	SERIAL No.	REMARKS
0		5180102010	Concrete Mixer Kit <i>Kit Betoniera</i>	1		BT107001 ~	
0 - 1		5180102011	Blade for Concrete Mixer Kit <i>Kit Pala autocaricante Betoniera</i>	1		BT107001 ~	
1		2050202029	* Bracket <i>Supporto Betoniera</i>	1		BT107001 ~	
• 2		2050202030	* Arm Blade <i>Braccio Pala Betoniera</i>	1	↺	BT107001 ~	
•		2050202082	* Arm Blade <i>Braccio Pala Betoniera</i>	1	↺	BT107001 ~	
3		1101112003	* Bushing <i>Boccola</i>	2		BT107001 ~	
• 4		2050208004	* Cylinder Ass'y, Blade <i>Cilindro Pala Betoniera</i>	1	↺	BT107001 ~ 107363	
•		2050208029	* Cylinder Ass'y, Blade <i>Cilindro Pala Betoniera</i>	1	↺	BT107364 ~	
• 4 - 1		4041000424	* * Kit, Seal <i>Kit Guarnizioni Cilindro</i>	1	↕	BT107001 ~ 107363	
•		4041000520	* * Kit, Seal <i>Kit Guarnizioni Cilindro</i>	1	↕	BT107364 ~	
5		4041000394	* * Bushing <i>Boccola Autolubrificante</i>	2		BT107001 ~	
6		4041000423	* * Bushing <i>Boccola Autolubrificante</i>	2		BT107001 ~	
7		1150610006	* Control Valve Ass'y <i>Distributore Pala Betoniera</i>	1		BT107001 ~	Sh.No.6-2
8		2050204005	* Support <i>Flangia Motore Betoniera</i>	1		BT107001 ~	
9		3206690	* Lever, Lock <i>Leva Bloccaggio Vasca Betoniera</i>	1		BT107001 ~	
10		2050202031	* Blade <i>Pala Saldata Betoniera</i>	1		BT107001 ~	
11		2050201199	* Bracket <i>Supporto Distributore Betoniera</i>	1		BT107001 ~	
12		1130712000	* Hose Ass'y <i>Tubo Idraulico</i>	1		BT107001 ~	L=280
13		1130712001	* Hose Ass'y <i>Tubo Idraulico</i>	1		BT107001 ~	L=3400
14		1130712002	* Hose Ass'y <i>Tubo Idraulico</i>	1		BT107001 ~	L=3630
15		1130713003	* Hose Ass'y <i>Tubo Idraulico</i>	1		BT107001 ~	L=280
• 16		1130713001	* Hose Ass'y <i>Tubo Idraulico</i>	2	↕	BT107001 ~ 107011	L=3350
•		1130713005	* Hose Ass'y <i>Tubo Idraulico</i>	2	↕	BT107012 ~	L=3300
• 17		1220140	* Washer, Seal <i>Rondella GM</i>	2		BT107001 ~ 107011	1/2"
18		1130713000	* Hose Ass'y <i>Tubo Idraulico</i>	1		BT107001 ~	L=360
19		1150330001	* Valve <i>Valvola Prioritaria Betoniera</i>	1		BT107001 ~	
• 19 - 1		4041000425	* * Knob <i>Pomello</i>	1		BT107001 ~	
20		2050205024	* Shaft <i>Albero Betoniera</i>	1		BT107001 ~	
21		1150440045	* Seal, Ring <i>Anello Paraolio</i>	1		BT107001 ~	
22		2050201244	* Cover <i>Carter Distributore</i>	1		BT107001 ~	
23		2050201248	* Bracket <i>Carter Fermatubi Betoniera</i>	1		BT107001 ~	
24		1100377045	* Bearing <i>Cuscinetto</i>	2		BT107001 ~	
25		1223650	* Nut, Hex <i>Dado Esagonale</i>	7		BT107001 ~	M10

NOTE

02-02(p1)

CONCRETE MIXER KIT WITH BLADE
MONTAGGIO KIT BETONAGGIO CON PALA

CARRY 107

REV. No ④

2

SHEET No. 2-2



KEY No.	S	PART No.	DESCRIPTION	Q'TY	CH.	SERIAL No.	REMARKS
26		1223280	* Nut, Hex <i>Dado Esagonale</i>	2		BT107001 ~	M6
27		1223570	* Nut, Hex <i>Dado Esagonale</i>	14		BT107001 ~	M8
28		1219567	* Clamp, Hose <i>Fascetta Fermatubi</i>	1		BT107001 ~	
29		1219559	* Clamp, Hose <i>Fascetta Fermatubi</i>	2		BT107001 ~	
30		2050201247	* Bracket <i>Aggancio Fermatubi Betoniera</i>	1		BT107001 ~	
31		1081100045	* Nut Lock <i>Ghiera Autofr.M45X1,5</i>	1		BT107001 ~	M45x1,5
32		2050203005	* Support, Ass'y <i>Assieme supporto betoniera</i>	1		BT107001 ~	
33		6050203008	* House Sheath <i>Guaina Protezione Tubi</i>	2		BT107001 ~	L=3400
34		1230680	* Nipple, Grease <i>Ingrassatore Dritto</i>	2		BT107001 ~	
• 35		3292744	* Fast Connector, Female <i>Innesto Faster Femmina</i>	1		BT107001 ~ 107011	1/4"
36		1141513000	* Fast Connector, Female <i>Innesto Faster Femmina</i>	2		BT107001 ~	3/8"
37		1141513001	* Fast Connector, Male <i>Innesto Faster Maschio</i>	2		BT107001 ~	3/8"
38		3292743	* Fast Connector, Male <i>Innesto Faster Maschio</i>	1		BT107001 ~ 107011	1/4"
39		2050204008	* Lever <i>Leva</i>	1		BT107001 ~	L=210
40		1150100001	* Hydraulic Engine <i>Motore Idraulico</i>	1		BT107001 ~	
41		1141133200	* Adapter <i>Raccordo Oleodinamico Dritto (Speciale)</i>	1		BT107001 ~	1/4"-3/8"
• 42		3251823	* Adapter <i>Raccordo Oleodinamico Dritto</i>	1		BT107001 ~ 107011	1/4"
43		1220608	* Adapter <i>Raccordo Oleodinamico Dritto</i>	4		BT107001 ~	3/8"
44		1220624	* Adapter <i>Raccordo Oleodinamico Dritto</i>	1		BT107001 ~	1/2"-3/8"
45		1220625	* Adapter <i>Raccordo Oleodinamico Dritto</i>	3		BT107001 ~	1/4"-3/8"
46		2050205031	* Pin <i>Perno Braccio Pala Beton.</i>	1		BT107001 ~	
47		2050205016	* Pin <i>Perno Fondello Cil. Beton.</i>	1		BT107001 ~	
48		2050205012	* Pin <i>Perno Occhio Cil. Beton.</i>	1		BT107001 ~	
49		1190900009	* Grip <i>Impugnatura</i>	1		BT107001 ~	
50		1140413301	* Connector <i>Raccordo a "T"</i>	1		BT107001 ~	
51		1140213401	* Connector <i>Raccordo a 90°</i>	2		BT107012 ~	
52		3207225	* Washer, Flat <i>Rondella Bloccaggio Vasca</i>	1		BT107001 ~	
53		3251845	* Washer, Seal <i>Rondella GM</i>	4		BT107001 ~	1/4"
54		3251846	* Washer, Seal <i>Rondella GM</i>	11		BT107001 ~	3/8"
55		1224801	* Washer, Spring <i>Rosetta Grower</i>	7		BT107001 ~	M10
56		1224791	* Washer, Spring <i>Rosetta Grower</i>	2		BT107001 ~	M6
57		1224794	* Washer, Spring <i>Rosetta Grower</i>	7		BT107001 ~	M8
58		1224103	* Washer, Flat <i>Rosetta Piana</i>	9		BT107001 ~	M10

NOTE

02-02(p2)

CONCRETE MIXER KIT WITH BLADE
MONTAGGIO KIT BETONAGGIO CON PALA

REV. No ④

2

CARRY 107

- 20 -

SHEET No. 2-2

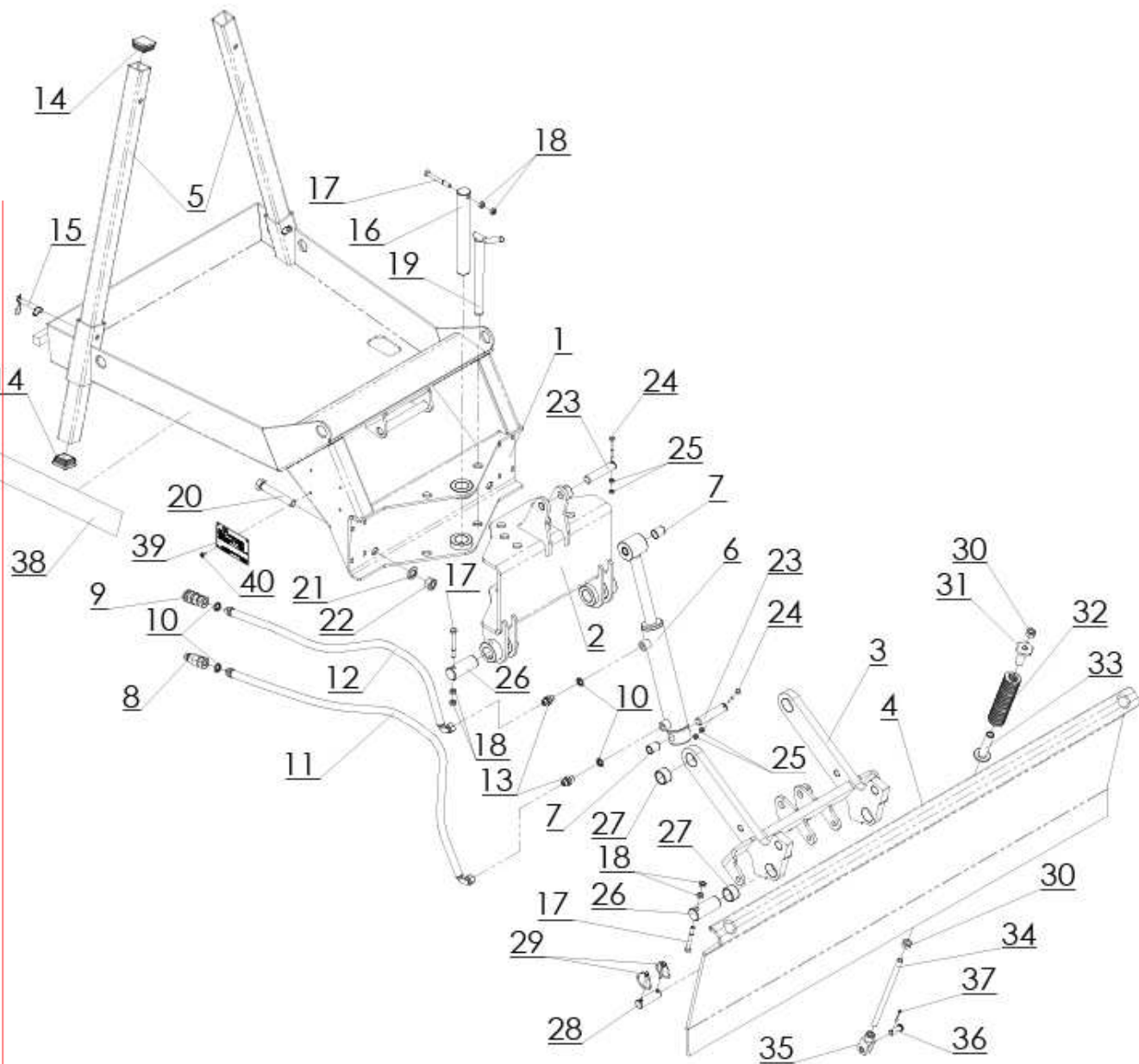


KEY No.	S	PART No.	DESCRIPTION	Q'TY	CH.	SERIAL No.	REMARKS
59		1224070	* Washer, Flat <i>Rosetta Piana</i>	2		BT107001 ~	M6
60		1224083	* Washer, Flat <i>Rosetta Piana</i>	8		BT107001 ~	M8
61		2228360	* Pin <i>Spina Elast.Uni 6873 Ø8 - L.16</i>	1		BT107001 ~	ø8 L=16
62		2050007001	* Plate Name <i>Targa Alluminio</i>	1		BT107001 ~	
63		3208811	* Tank <i>Vasca Betoniera</i>	1		BT107001 ~	
64		1220205	* Bolt <i>Vite Forata</i>	1		BT107001 ~	3/8"
65		1220200	* Bolt <i>Vite Forata</i>	2		BT107001 ~	1/4"
66		1020110045	* Bolt <i>Vite TCEI</i>	5		BT107001 ~	M10x45
67		1190900010	* Lock <i>Volantino A Lobi</i>	2		BT107001 ~	M8x25
68		1222241	* Bolt <i>Vite TCEI</i>	2		BT107001 ~	M6x60
69		1222691	* Bolt <i>Vite TE</i>	2		BT107001 ~	M10x90
70		1222052	* Bolt <i>Vite TE</i>	2		BT107001 ~	M8x55
71		1222032	* Bolt <i>Vite TE</i>	3		BT107001 ~	M8x70
72		1222031	* Bolt <i>Vite TE</i>	2		BT107001 ~	M8x20
73		1222034	* Bolt <i>Vite TE</i>	1		BT107001 ~	M8x25
74		2030807137	* Name Plate <i>Etichetta Adesiva</i>	2		BT107001 ~	
75		2030807012	* Name Plate (Safety) <i>Etich. Ades. Pericolo Cesoiamento</i>	1		BT107001 ~	
76		1224982	* Rivet <i>Rivetto a strappo</i>	4		BT107001 ~	

NOTE

02-02(p3)





KEY No.	S	PART No.	DESCRIPTION	Q'TY	CH.	SERIAL No.	REMARKS
0		5180100029	Grader Blade Kit <i>Kit Lama Livellatrice</i>	1		LL107001 ~	
1		2050202048	* Bracket <i>Supporto Fisso Lama</i>	1		LL107001 ~	
2		2050202050	* Bracket <i>Supporto Mobile Lama</i>	1		LL107001 ~	
3		2050202055	* Bracket <i>Braccio Lama</i>	1		LL107001 ~	
4		2050202049	* Grade Blade <i>Lama Livellatrice</i>	1		LL107001 ~	
5		2050201278	* Support <i>Piede appoggio Lama</i>	2		LL107001 ~	
• 6		2050208014	* Cylinder Ass'y, Grader Blade <i>Cilindro Lama Livellatrice</i>	1		LL107001 ~ 107774	
•		2050208030	* Cylinder Ass'y, Grader Blade <i>Cilindro Lama Livellatrice</i>	1		LL107775 ~	
• 6 - 1		4041000443	* * Kit, Seal <i>Kit Guarnizioni Cilindro</i>	1		LL107001 ~ 107774	
•		4041000521	* * Kit, Seal <i>Kit Guarnizioni Cilindro</i>	1		LL107775 ~	
7		4041000441	* * Bushing <i>Boccola Autolubrificante</i>	4		LL107001 ~	
8		3292743	* Fast Connector, Male <i>Innesto Faster Maschio</i>	1		LL107001 ~	1/4"
9		3292744	* Fast Connector, Female <i>Innesto Faster Femmina</i>	1		LL107001 ~	1/4"
10		3251845	* Washer, Seal <i>Rondella GM</i>	4		LL107001 ~	1/4"
11		1130712004	* Hose Ass'y <i>Tubo Idraulico</i>	1		LL107001 ~	L=1250
12		1130712003	* Hose Ass'y <i>Tubo Idraulico</i>	1		LL107001 ~	L=1050
13		1220610	* Adapter <i>Raccordo Oleodinamico Diritto</i>	2		LL107001 ~	1/4"
14		122020001	* Cap <i>Coperchio Piede appoggio Lama</i>	4		LL107001 ~	
15		2050205039	* Pin <i>Perno blocco Piede appoggio Lama</i>	2		LL107001 ~	
16		2050205037	* Pin <i>Perno Snodo Lama</i>	1		LL107001 ~	
17		1222032	* Bolt <i>Vite TE</i>	5		LL107001 ~	M8x70
18		1223570	* Nut, Hex <i>Dado Esagonale</i>	10		LL107001 ~	M8
19		2050205038	* Pin <i>Perno regolazione angolo Lama</i>	2		LL107001 ~	
20		1222189	* Bolt <i>Vite TE</i>	2		LL107001 ~	M16x100
21		1224147	* Washer, Flat <i>Rosetta Piana</i>	2		LL107001 ~	M16
22		1223806	* Nut, Hex <i>Dado Esagonale</i>	2		LL107001 ~	M16
23		2050205040	* Pin <i>Perno Cilindro Lama</i>	2		LL107001 ~	
24		1222013	* Bolt <i>Vite TE</i>	2		LL107001 ~	M6x50
25		1223280	* Nut, Hex <i>Dado Esagonale</i>	4		LL107001 ~	M8
26		2050205036	* Pin <i>Perno Lama Livellatrice</i>	4		LL107001 ~	
27		1101121000	* Bushing <i>Boccola Autolubrificante</i>	4		LL107001 ~	
28		2050205042	* Pin <i>Perno bloccaggio oscillazione Lama</i>	2		LL107001 ~	
29		1110220005	* Pin <i>Coppiglia a Scatto</i>	4		LL107001 ~	ø5

NOTE

02-03(p1)



Documentazione senza certificazione CE

KEY No.	S	PART No.	DESCRIPTION	Q'TY	CH.	SERIAL No.	REMARKS
30		1223700	* Nut, Hex <i>Dado Esagonale</i>	6		LL107001 ~	M12
31		2050204017	* Bracket <i>Boccola filettata bloccaggio Molla superiore</i>	3		LL107001 ~	
32		1120430600	* Spring <i>Molla Lama Livellatrice</i>	3		LL107001 ~	
33		2050204018	* Bracket <i>Boccola appoggio Molla inferiore</i>	3		LL000001 ~	
34		2050204016	* Bolt <i>Tirante Molla</i>	3		LL000001 ~	M12
35		1111010012	* Clevis <i>Forcella</i>	3		LL000001 ~	
36		1111000012	* Pin <i>Perno bloccaggio gruppo Molla</i>	3		LL000001 ~	
37		1226458	* Pin, Cotter <i>Copiglia</i>	3		LL000001 ~	ø3,2x32
38		2034207055	* Plate Name <i>Etichetta adesiva</i>	2		LL000001 ~	
39		2000007007	* Plate Name <i>Targa alluminio</i>	1		LL000001 ~	
40		1224982	* Rivet <i>Rivetto a strappo</i>	4		LL000001 ~	ø5

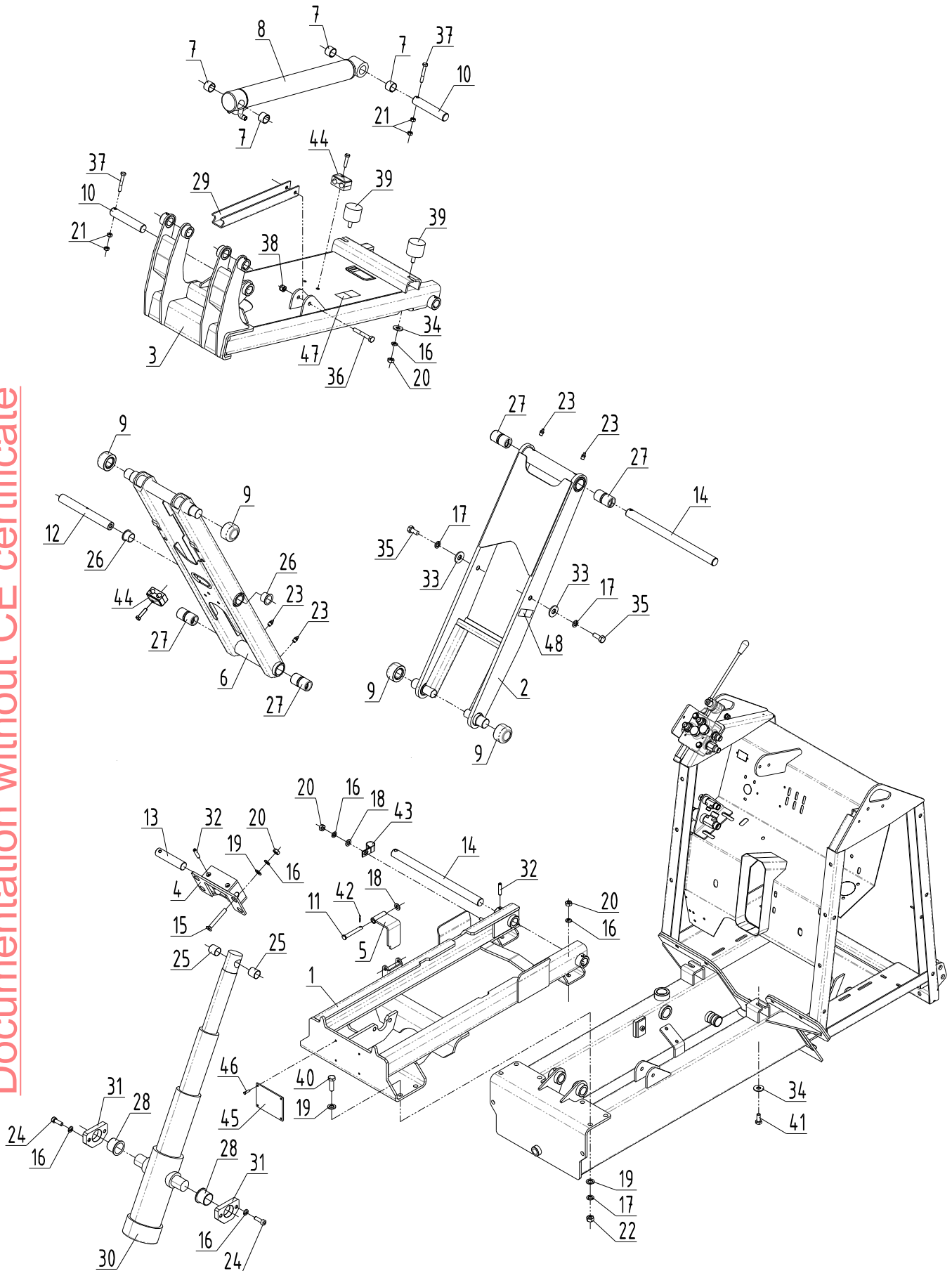
NOTE

02-03(p2)



Documentazione senza certificazione CE
Documentation without CE certificate

MEMO



KEY No.	S	PART No.	DESCRIPTION	Q'TY	CH.	SERIAL No.	REMARKS
0	x	5180101603	Hi-Tip Ass'y <i>Montaggio Hi-Tip</i>	1		HT000001 ~	
1		2050202071	* Lower Frame <i>Base Inferiore</i>	1		HT000001 ~	
2		2050202072	* External Arm <i>Braccio Esterno</i>	1		HT000001 ~	
3		2050202073	* Upper Frame <i>Base Superiore</i>	1		HT000001 ~	
4		2050202077	* Support <i>Supporto Testa Cilindro</i>	1		HT000001 ~	
5		2050202076	* Hinge <i>Cerniera Arresto</i>	1		HT000001 ~	
6		2050202074	* Pantograph Rear Arm <i>Braccio posteriore Pantografo</i>	1		HT000001 ~	
7		4041000394	* Bush <i>Boccola</i>	4		HT000001 ~	D.25-28-20
8		2050208022	* Tilting Cylinder <i>Cilindro Ribaltamento</i>	1		HT000001 ~ 007189	
		2050208031	* Tilting Cylinder <i>Cilindro Ribaltamento</i>	1		HT007190 ~ 007190	
		2050208022	* Tilting Cylinder <i>Cilindro Ribaltamento</i>	1		HT007191 ~ 007191	
		2050208031	* Tilting Cylinder <i>Cilindro Ribaltamento</i>	1		HT007192 ~	
8 - 1		4041000393	* * Kit, Seal <i>Kit Guarnizioni Cilindro</i>	1		HT000001 ~ 007189	
		4041000517	* * Kit, Seal <i>Kit Guarnizioni Cilindro</i>	1		HT007190 ~ 007190	
		4041000393	* * Kit, Seal <i>Kit Guarnizioni Cilindro</i>	1		HT007191 ~ 007191	
		4041000517	* * Kit, Seal <i>Kit Guarnizioni Cilindro</i>	1		HT007192 ~	
9		2050200006	* Roll <i>Rullo Scorrimento Hi-Tip</i>	4		HT000001 ~	
10		2050205016	* Cylinder Pin <i>Perno Cilindro Ribaltamento</i>	2		HT000001 ~	
11		2050205075	* Hinge Pin <i>Perno Cerniera Arresto</i>	1		HT000001 ~	
12		2050205071	* Joint Pin <i>Perno Articolazione Pantografo</i>	1		HT000001 ~	
13		2050205072	* Upper Pin <i>Perno Superiore Pistone Hi-Tip</i>	1		HT000001 ~	
14		2050205070	* Joint Pin <i>Perno Articolazione Basi</i>	2		HT000001 ~	
15		1030110080	* Bolt Treatment <i>Vite TPSEI (H.T.)</i>	4		HT000001 ~	M10x80
16		1224801	* Washer Spring <i>Rosetta Grower</i>	13		HT000001 ~	M10
17		1224803	* Washer Spring <i>Rosetta Grower</i>	6		HT000001 ~	M12
18		1224103	* Washer Flat <i>Rosetta Piana</i>	6		HT000001 ~	M10
19		1224121	* Washer Flat <i>Rosetta Piana</i>	8		HT000001 ~	M12
20		1223650	* Nut <i>Dado Esagonale</i>	9		HT000001 ~	M10
21		1223570	* Nut <i>Dado Esagonale</i>	13		HT000001 ~	M8
22		1223700	* Nut <i>Dado Esagonale</i>	4		HT000001 ~	M12
23		1230680	* Nipple Grease <i>Ingrassatore</i>	4		HT000001 ~	1/8"
24		1222750	* Bolt <i>Vite TCEI</i>	4		HT000001 ~	M10x30
25		1101130004	* Bush <i>Boccola</i>	2		HT000001 ~	GFM 25-26-25

NOTE

02-04(p1)



KEY No.	S	PART No.	DESCRIPTION	Q'TY	CH.	SERIAL No.	REMARKS
26		1101130001	* Bush <i>Boccola</i>	2		HT000001 ~	GFM 25-28-21
27		1101112001	* Bush <i>Boccola Acciaio</i>	4		HT000001 ~	D.25x35x65
28		1101130005	* Bush <i>Boccola</i>	2		HT000001 ~	GFM 35-39-47
29		2050201092	* Bucket Support <i>Sostegno Cassone</i>	1		HT000001 ~	
30		2050208021	* Cylinder <i>Cilindro 3 Stili</i>	1		HT000001 ~	
31		2050201383	* Cylinder Plate <i>Piastra Cilindro Hi-Tip</i>	1		HT000001 ~	
32		1110320008	* Pin Spring <i>Spina Elastica</i>	3		HT000001 ~	ø8x40
33		1224125	* Washer Flat <i>Rosetta Piana</i>	2		HT000001 ~	D.12x36
34		1224104	* Washer Flat <i>Rosetta Piana</i>	2		HT000001 ~	D.10x30
35		1222086	* Bolt <i>Vite TE</i>	2		HT000001 ~	M12x30
36		1222077	* Bolt <i>Vite TE</i>	1		HT000001 ~	M10x70
37		1222052	* Bolt <i>Vite TE</i>	2		HT000001 ~	M8x55
38		1223920	* Lock Nut <i>Dado Autobloccante</i>	1		HT000001 ~	M10
39		1220410050	* Rubber Stop <i>Piedino Antivibrante</i>	2		HT000001 ~	
40		1222914	* Bolt <i>Vite TE</i>	4		HT000001 ~	M12x40
41		1222095	* Bolt <i>Vite TE</i>	2		HT000001 ~	M10x25
42		1110202500	* Pin Cotter <i>Copiglia</i>	1		HT000001 ~	D.2,5x16
43		1219561	* Hose Clamp <i>Fascetta Stringitubo</i>	1		HT000001 ~	D.22
44		1110910016	* Clamp <i>Collare Fermatubo</i>	4		HT000001 ~	D.16-16
45		2000007007	* Plate Name <i>Targa Alluminio</i>	1		HT000001 ~	
46		1224982	* Rivet <i>Rivetto a strappo</i>	4		HT000001 ~	
47		2050207014	* Name Plate <i>Etic. Peric. Uso Sicurezza Corpi Sospesi</i>	1		HT000001 ~	
48		2030807012	* Name Plate (Safety) <i>Etich. Ades. Pericolo Cesoiamento</i>	2		HT000001 ~	

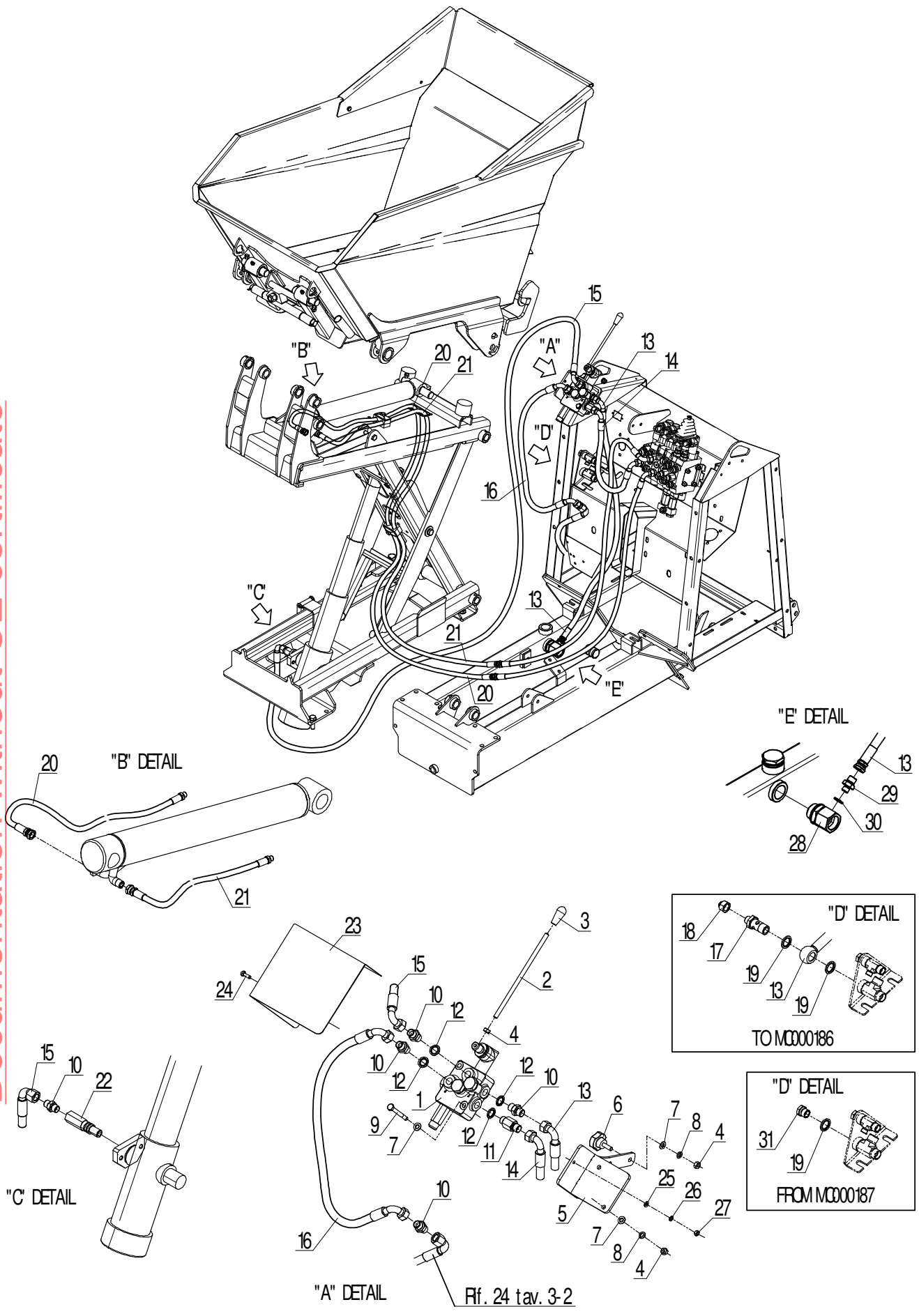
NOTE

02-04(p2)



Documentazione senza certificazione CE
Documentation without CE certificate

MEMO



KEY No.	S	PART No.	DESCRIPTION	Q'TY	CH.	SERIAL No.	REMARKS
0	x	5180101603	Hi-Tip Ass'y <i>Montaggio Hi-Tip</i>	1		HT000001 ~	
1		1150620003	* Control Valve <i>Distributore</i>	1		HT000001 ~	HC-M45/1
2		2050204008	* Lever <i>Leva Corta</i>	1		HT000001 ~	
3		1190900009	* Knob <i>Pomello</i>	1		HT000001 ~	D.8 L=43
4		1223570	* Nut <i>Dado Esagonale</i>	5		HT000001 ~	M8
5		2050201199	* Control Valve Bracket <i>Supporto Distributore</i>	1		HT000001 ~	
6		1190900010	* Hand Wheel <i>Volantino a Lobi</i>	2		HT000001 ~	M8x25
7		1224083	* Washer Flat <i>Rosetta Piana</i>	6		HT000001 ~	M8
8		1224794	* Washer Spring <i>Rosetta Grower</i>	4		HT000001 ~	M8
9		1222032	* Bolt <i>Vite TE</i>	2		HT000001 ~	M8x70
10		1220608	* Niples <i>Niples</i>	4		HT000001 ~	3/8"
11		1140713300	* Niples <i>Prolunga</i>	1		HT000001 ~	3/8"-3/8"
12		3251846	* Washer Seal <i>Rondella G.M.</i>	4		HT000001 ~	3/8"
13		1130723011	* Hose Ass'y <i>Tubo Idraulico</i>	1	✗	HT000001 ~ 000186	L= 410
14		1130623012	* Hose Ass'y <i>Tubo Idraulico</i>	1	✗	HT000187 ~	L= 1050
15		1130723012	* Hose Ass'y <i>Tubo Idraulico</i>	1		HT000001 ~	L= 310
16		1130723009	* Hose Ass'y <i>Tubo Idraulico</i>	1		HT000001 ~	L= 1460
17		1130723010	* Hose Ass'y <i>Tubo Idraulico</i>	1		HT000001 ~	L= 590
18		2050208023	* Special Screw <i>Vite Forata</i>	1		HT000001 ~ 000186	
19		1220007	* Plug <i>Tappo Girevole.</i>	1		HT000001 ~ 000186	3/8"
20		1220140	* Washer Seal <i>Rondella G.M.</i>	2	⊕	HT000001 ~ 000186	1/2"
21		1220140	* Washer Seal <i>Rondella G.M.</i>	1		HT000187 ~	1/2"
22		1130722021	* Hose Ass'y <i>Tubo Idraulico</i>	1		HT000001 ~	L= 1630
23		1130722022	* Hose Ass'y <i>Tubo Idraulico</i>	1		HT000001 ~	L= 1720
24		4041000505	* Valve <i>Valvola Paracadute</i>	1		HT000001 ~	3/8"
25		2050201461	* Cover <i>Carter Distributore</i>	1		HT000001 ~	
26		3206223	* Bolt <i>Vite TBEI</i>	2		HT000001 ~	M6x20
27		1224070	* Washer, Flat <i>Rosetta Piana</i>	2		HT000001 ~	M6
28		1224791	* Washer, Spring <i>Rosetta Grower</i>	2		HT000001 ~	M6
29		1223280	* Nut, Hex <i>Dado Esagonale</i>	2		HT000001 ~	M6
30		2050208032	* Adapter <i>Raccordo Speciale</i>	1		HT000187 ~	
31		1220625	* Niples <i>Niples</i>	1		HT000187 ~	3/8"-1/4"
32		3251845	* Washer Seal <i>Rondella G.M.</i>	1		HT000187 ~	1/4"

NOTE

02-05(p1)



Documentazione senza certificazione CE

Documentation without CE certificate

KEY No.	S	PART No.	DESCRIPTION	Q'TY	CH.	SERIAL No.	REMARKS
• 31		1220016	* Plug <i>Tappo</i>	1		HT000187 ~	1/2"

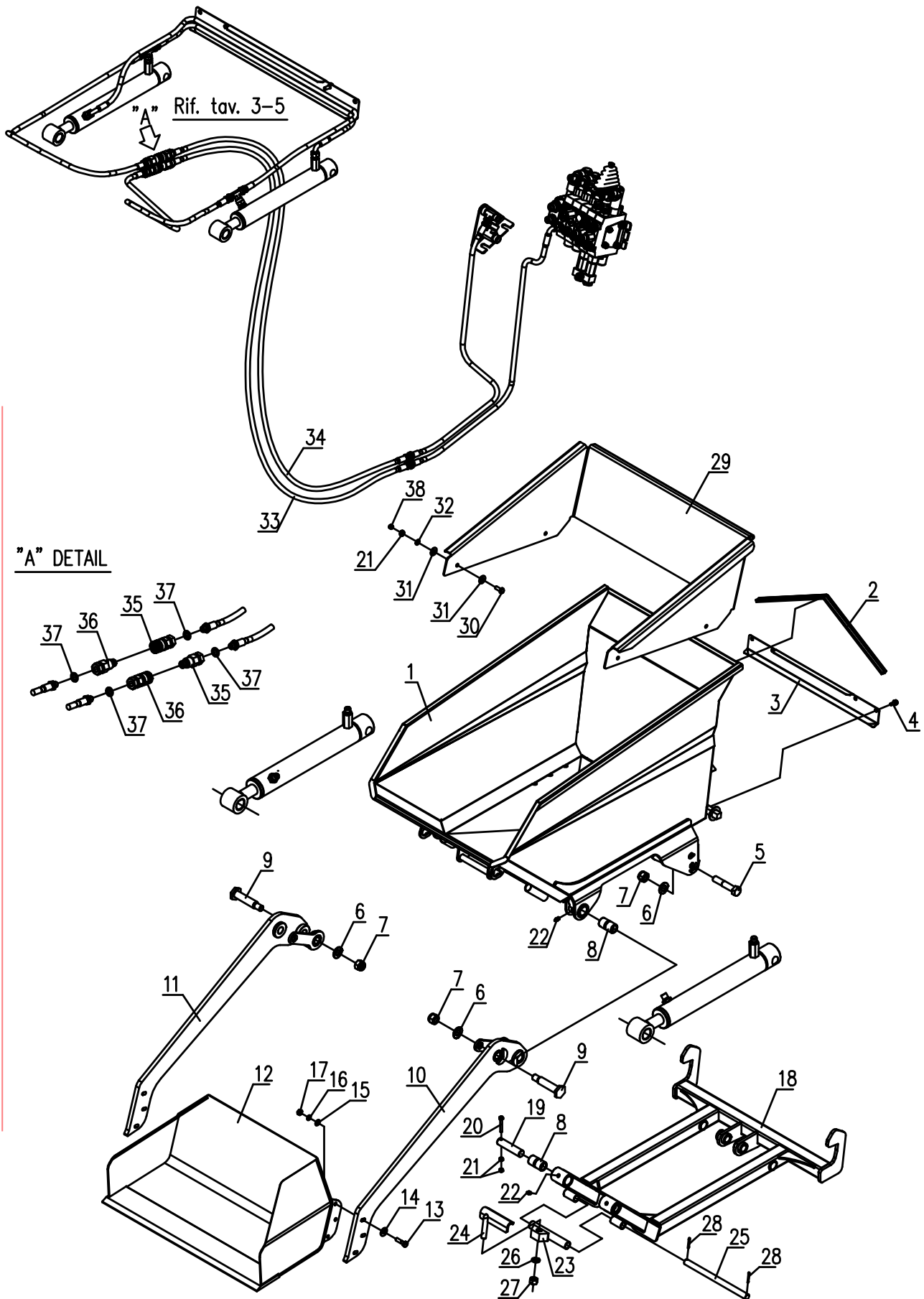
NOTE

02-05(p2)



Documentazione senza certificazione CE
Documentation without CE certificate

MEMO



KEY No.	S	PART No.	DESCRIPTION	Q'TY	CH.	SERIAL No.	REMARKS
0		5180101011	Bucket Ass'y <i>Benna Carico Completa</i>	1		HT000001 ~	
0 - 1		5180101601	HI-TIP Blade Ass'y <i>Pala Caricatrice HI-TIP Completa</i>	1		HT000001 ~	
1		2050202011	* Bucket <i>Cassone</i>	1		HT000001 ~	
2		6050203004	* Seal <i>Guarnizione Cassone</i>	1		HT000001 ~	L=690
3		2050201136	* Bracket <i>Lamiera Passatubi</i>	1		HT000001 ~	
4		1010908020	* Bolt <i>Vite TECF</i>	4		HT000001 ~	M8x20
5		1222728	* Bolt, Hex. <i>Vite TE</i>	2		HT000001 ~	M20x100
6		1090000020	* Washer, Flat <i>Rosetta Piana</i>	6		HT000001 ~	M20
7		1080811000	* Nut, Lock <i>Dado Autobloccante</i>	6		HT000001 ~	M20
8		1101112001	* Bushing <i>Boccola Acciaio</i>	4		HT000001 ~	
9		2050205011	* Shaft <i>Perno Pala</i>	4		HT000001 ~	
10		2050202079	* HI-TIP Arm (L.H.) <i>Braccio Sinistro Pala HI-TIP</i>	1		HT000001 ~	
11		2050202078	* HI-TIP Arm (R.H.) <i>Braccio Destro Pala HI-TIP</i>	1		HT000001 ~	
12		2050202020	* Blade <i>Pala Saldata</i>	1		HT000001 ~	
13		1222906	* Bolt, Hex. <i>Vite TE</i>	6		HT000001 ~	M10x40
14		1224104	* Washer, Flat <i>Rosetta Piana</i>	6		HT000001 ~	M10
15		1224103	* Washer, Flat <i>Rosetta Piana</i>	6		HT000001 ~	M10
16		1224801	* Washer, Spring <i>Rosetta Grower</i>	6		HT000001 ~	M10
17		1223650	* Nut <i>Dado Esagonale</i>	6		HT000001 ~	M10
18		2050202009	* Tools Support <i>Telaio Accessori</i>	1		HT000001 ~	
19		2050205012	* Shaft <i>Perno Telaio Accessori</i>	2		HT000001 ~	
20		1222680	* Bolt <i>Vite TE</i>	2		HT000001 ~	M8x55
21		1223570	* Nut <i>Dado Esagonale</i>	8		HT000001 ~	M8
22		1230680	* Nipple, Grease <i>Ingrassatore Dritto</i>	4		HT000001 ~	PT1/8
23		2050202080	* Connection Lower <i>Parte Inferiore Aggancio</i>	1		HT000001 ~	
24		2050202081	* Connection Upper <i>Parte Superiore Aggancio</i>	1		HT000001 ~	
25		2050204004	* Shaft <i>Perno Aggancio Access.</i>	1		HT000001 ~	
26		1224809	* Washer, Spring <i>Rosetta Grower</i>	1		HT000001 ~	M16
27		1223800	* Nut <i>Dado Esagonale</i>	1		HT000001 ~	M16
28		1226454	* Pin, Cotter <i>Copiglia</i>	2		HT000001 ~	D.4x30
29		2050202075	* Guard <i>Bavero Hi-Tip 107 Completo</i>	1		HT000001 ~	
30		1222031	* Bolt <i>Vite TE</i>	4		HT000001 ~	M8x20
31		1224085	* Washer Flat <i>Rosetta Piana</i>	8		HT000001 ~	D.8x24

NOTE

02-06(p1)



Documentazione senza certificazione CE

Documentation without CE certificate

KEY No.	S	PART No.	DESCRIPTION	Q'TY	CH.	SERIAL No.	REMARKS
32		1224794	* Washer Spring <i>Rosetta Grower</i>	4		MC000001 ~	M8
33		1130722024	* Hose Ass'y <i>Tube Idraulico</i>	1		HT000001 ~	L=1450
34		1130722023	* Hose Ass'y <i>Tube Idraulico</i>	1		HT000001 ~	L=1450
35		3292743	* Quick Connector (Male) <i>Innesto Rapido (Maschio)</i>	2		HT000001 ~	1/4"
36		3292744	* Quick Connector (Female) <i>Innesto Rapido (Femmina)</i>	2		HT000001 ~	1/4"
37		3251845	* Washer Seal <i>Rondella G.M.</i>	4		HT000001 ~	1/4"
• 38		1080000002	* Nut cover <i>Copridado</i>	4		HT000001 ~	M8

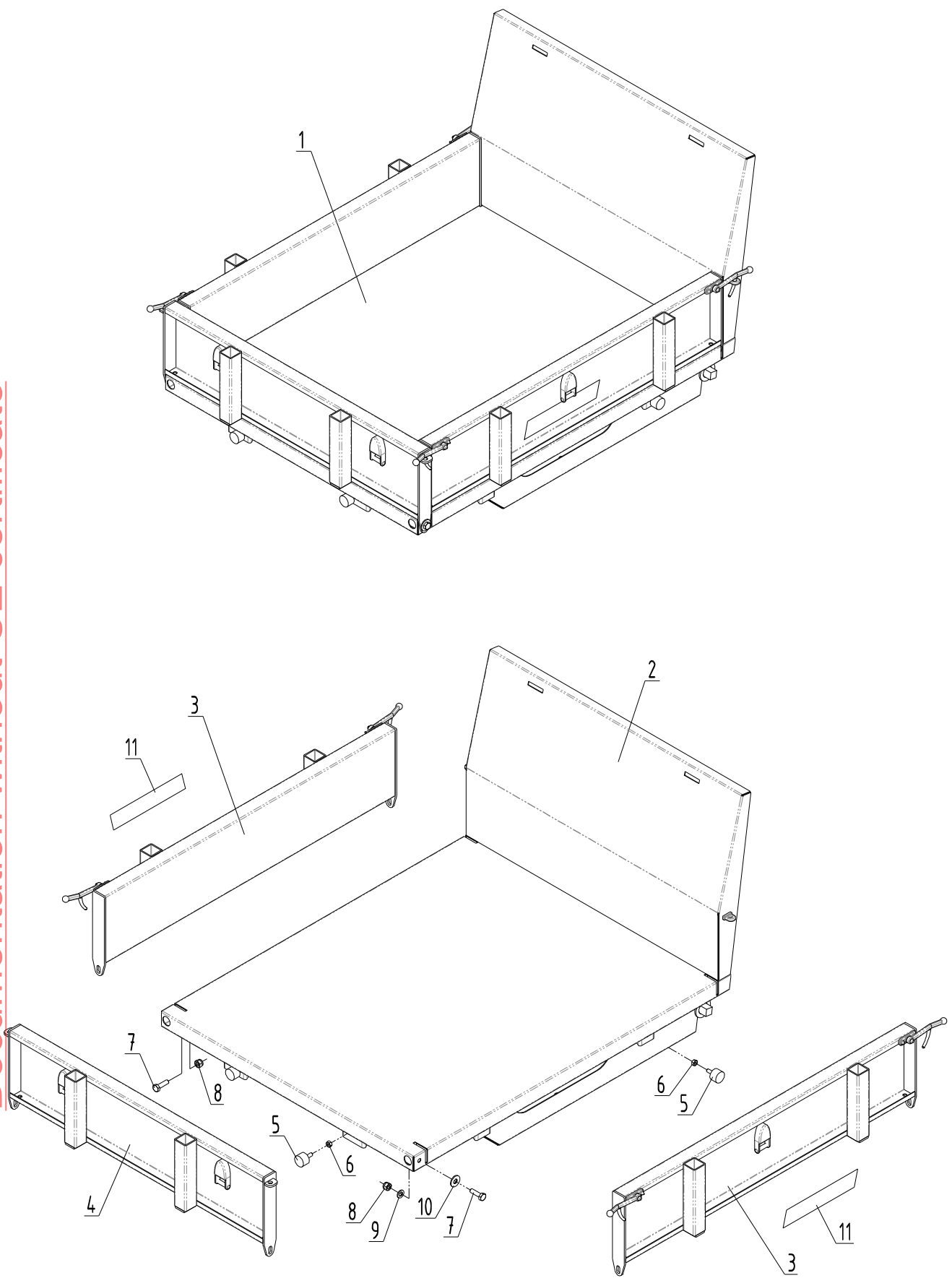
NOTE

02-06(p2)




Documentazione senza certificazione CE
Documentation without CE certificate

MEMO



Documentazione senza certificazione CE

Documentation without CE certificate

KEY No.	S	PART No.	DESCRIPTION	Q'TY	CH.	SERIAL No.	REMARKS
0		5180101012	Platform Kit <i>Assieme Pianale</i>	1		MC000001 ~	
1		2050203003	* Platform Ass'y <i>Pianale Completo</i>	1		MC000001 ~	
2		2050202036	* Platform <i>Pianale Saldato</i>	1		MC000001 ~	
3		2050202037	* Side Panel <i>Sponda Laterale Pianale</i>	2		MC000001 ~	
4		2050202038	* Front Panel <i>Sponda Frontale</i>	1		MC000001 ~	
5		1220410030	* Rubber Stop <i>Piedino Antivibrante</i>	6		MC000001 ~	
6		1223570	* Nut <i>Dado Esagonale</i>	6		MC000001 ~	M8
7		1222069	* Bolt, Hex. <i>Vite TE</i>	6		MC000001 ~	M10x35
8		1223920	* Nut, Lock <i>Dado Autobloccante</i>	6		MC000001 ~	M10
9		1224103	* Washer, Flat <i>Rosetta Piana</i>	2		MC000001 ~	M10
10		1224104	* Washer, Flat <i>Rosetta Piana</i>	2		MC000001 ~	M10
		2020007002	* Name Plate (IHIMER - Shadow) <i>Etich.Ades. Logo IHIMER Ombra</i>	2		MC000001 ~ *****	
		2034207055	* Name Plate (KATO IMER 450x60) <i>Etich. Ades. KATO IMER 450x60</i>	2		MC00***** ~	

NOTE

02-07



Documentazione senza certificazione CE
Documentation without CE certificate

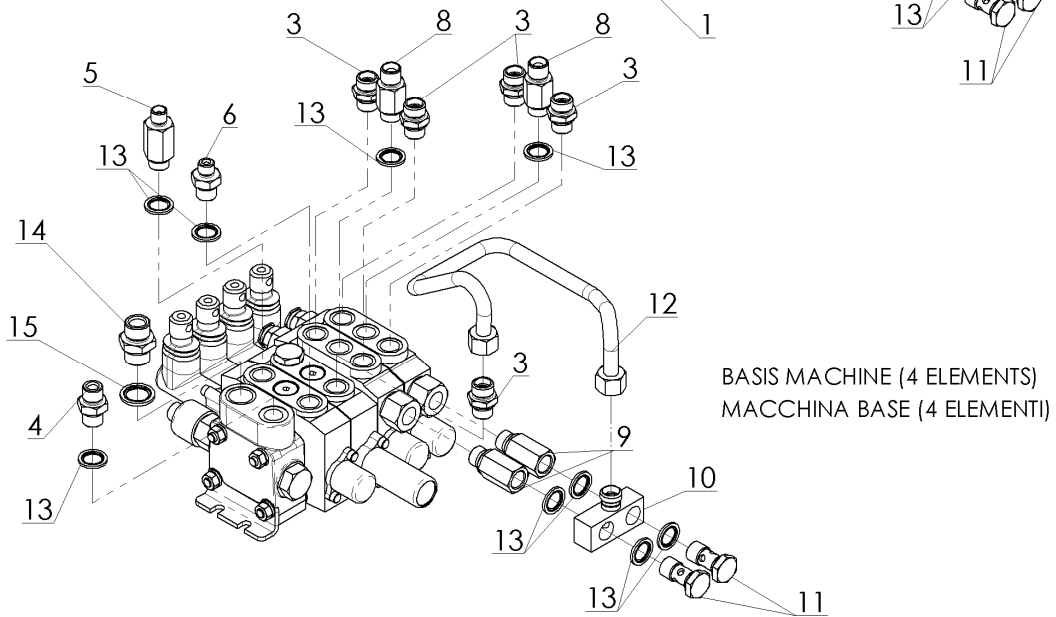
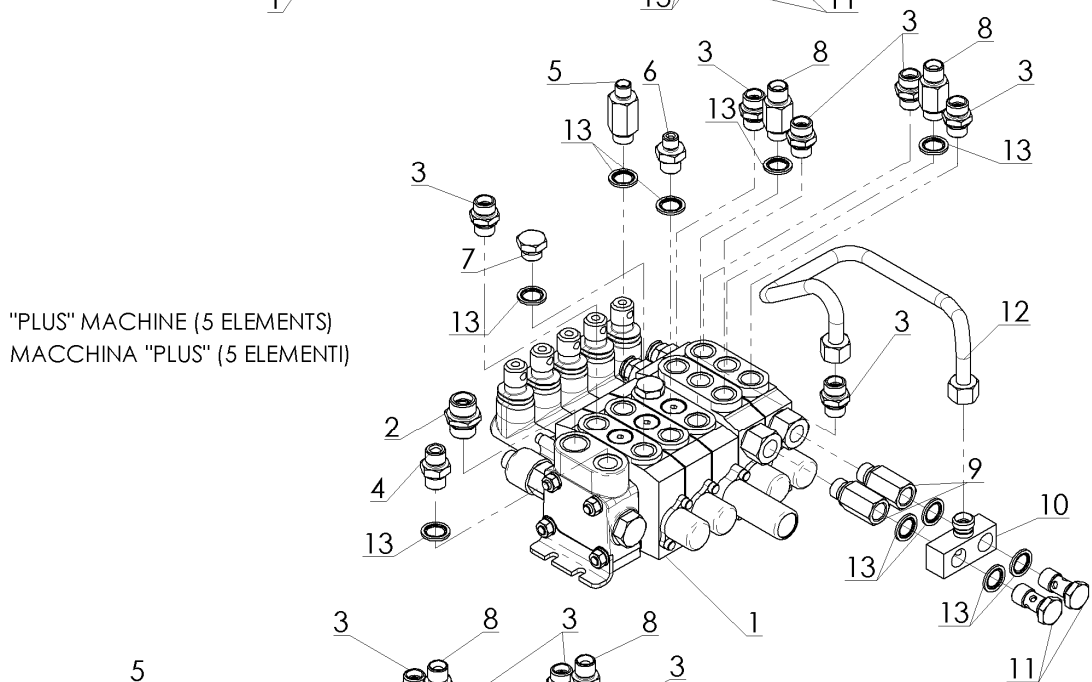
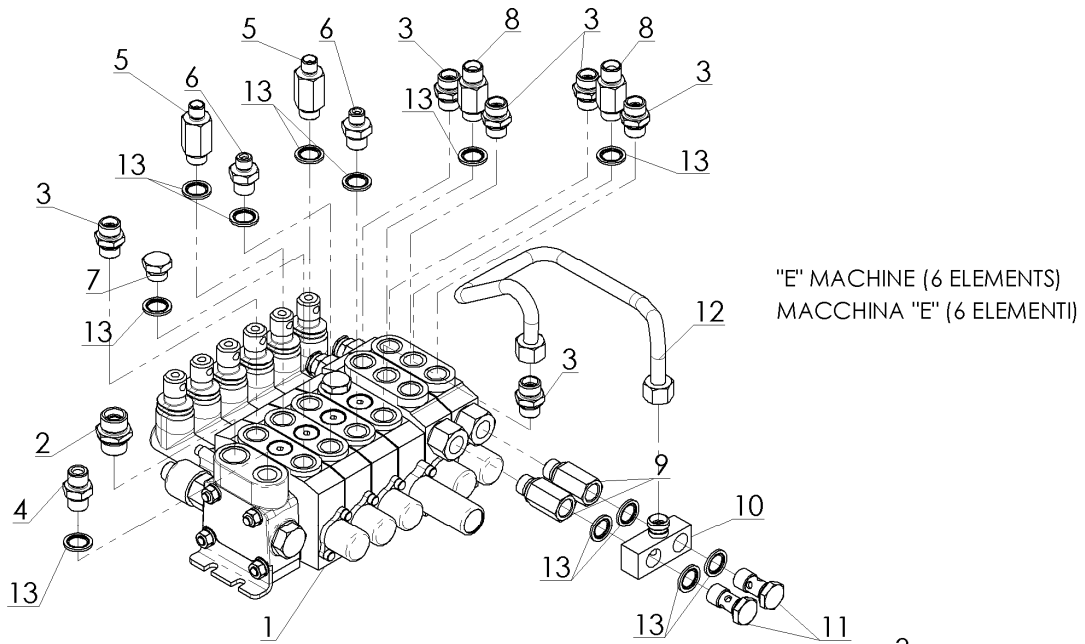
MEMO







SECTION 3
SEZIONE 3

HYDRAULIC PIPING
IMPIANTO IDRAULICO

Documentazione senza certificazione CE
Documentation without CE certificate

KATO IMER S.p.A.



KEY No.	S	PART No.	DESCRIPTION	Q'TY	CH.	SERIAL No.	REMARKS
0	x	3050205005	Control Valve Ass'y, 6 Levers <i>Montaggio Distributore Macchina 6 Leve</i>	1		MC000001 ~	
0 - 1	x	3050205004	Control Valve Ass'y, 5 Levers <i>Montaggio Distributore Macchina 5 Leve</i>	1		MC000001 ~	
0 - 2	x	3050205003	Control Valve Ass'y, 4 Levers <i>Montaggio Distributore Macchina 4 Leve</i>	1		MC000001 ~	
1		1150610005	* Valve Ass'y, Control <i>Distributore 6 Leve</i>	1		MC000001 ~	Sh.No.6-1
1 - 1		1150610004	* Valve Ass'y, Control <i>Distributore 5 Leve</i>	1		MC000001 ~	Sh.No.6-1
1 - 2		1150610003	* Valve Ass'y, Control <i>Distributore 4 Leve</i>	1		MC000001 ~	Sh.No.6-1
2		1140114000	* Adapter <i>Raccordo Oleodinamico Diritto</i>	1		MC000001 ~	PF1/2"
3		1221277	* Adapter <i>Raccordo Oleodinamico Diritto</i>	6		MC000001 ~	PF3/8"
4		1220608	* Adapter <i>Raccordo Oleodinamico Diritto</i>	1		MC000001 ~	PF3/8"
• 5		1140713200	* Adapter <i>Raccordo Oleodinamico Diritto</i>	2		MC000001 ~ 001336	PF3/8"xPF1/4"
• 6		1140713201	* Adapter <i>Raccordo Oleodinamico Diritto</i>	2		MC001337 ~	PF3/8"xPF1/4"
• 7		1220625	* Adapter <i>Raccordo Oleodinamico Diritto</i>	2		MC000001 ~	PF3/8"xPF1/4"
• 8		1220019	* Plug <i>Tappo Maschio</i>	1		MC000001 ~	PF3/8"
• 9		1140713300	* Adapter <i>Raccordo Oleodinamico Diritto</i>	2		MC000001 ~ 001464	L=25
• 10		1140713303	* Adapter <i>Raccordo Oleodinamico Diritto</i>	2		MC001465 ~	L=35
• 11	x	2050208006	* Valve <i>Valvola Unidirezionale</i>	2		MC000001 ~ 004358	PF3/8"
• 12		4041000529	* Valves Kit <i>Kit Valvole Unidirezionali</i>	1		MC000001 ~ 004359	
• 13	- 1 x	2050208044	* Valve <i>Valvola Unidirezionale</i>	2		MC000001 ~	PF3/8"
• 14		2050208005	* Tee <i>Raccordo A T Speciale</i>	1		MC000001 ~	
• 15		2050208007	* Bolt <i>Vite Forata</i>	2		MC000001 ~	PF3/8"
• 16		1130100006	* Tube <i>Tubo Acciaio Distributore</i>	1		MC000001 ~	
• 17		3251846	* Washer, Seal <i>Rondella GM</i>	12		MC000001 ~	3/8"
• 18		1220606	* Adapter <i>Raccordo Oleodinamico Diritto</i>	1		MC000001 ~	PF1/2"
• 19		1220140	* Washer, Seal <i>Rondella GM</i>	1		MC000001 ~	1/2"

NOTE

03-01

CONTROL VALVE ASS'Y
MONTAGGIO DISTRIBUTORE

REV. No ②

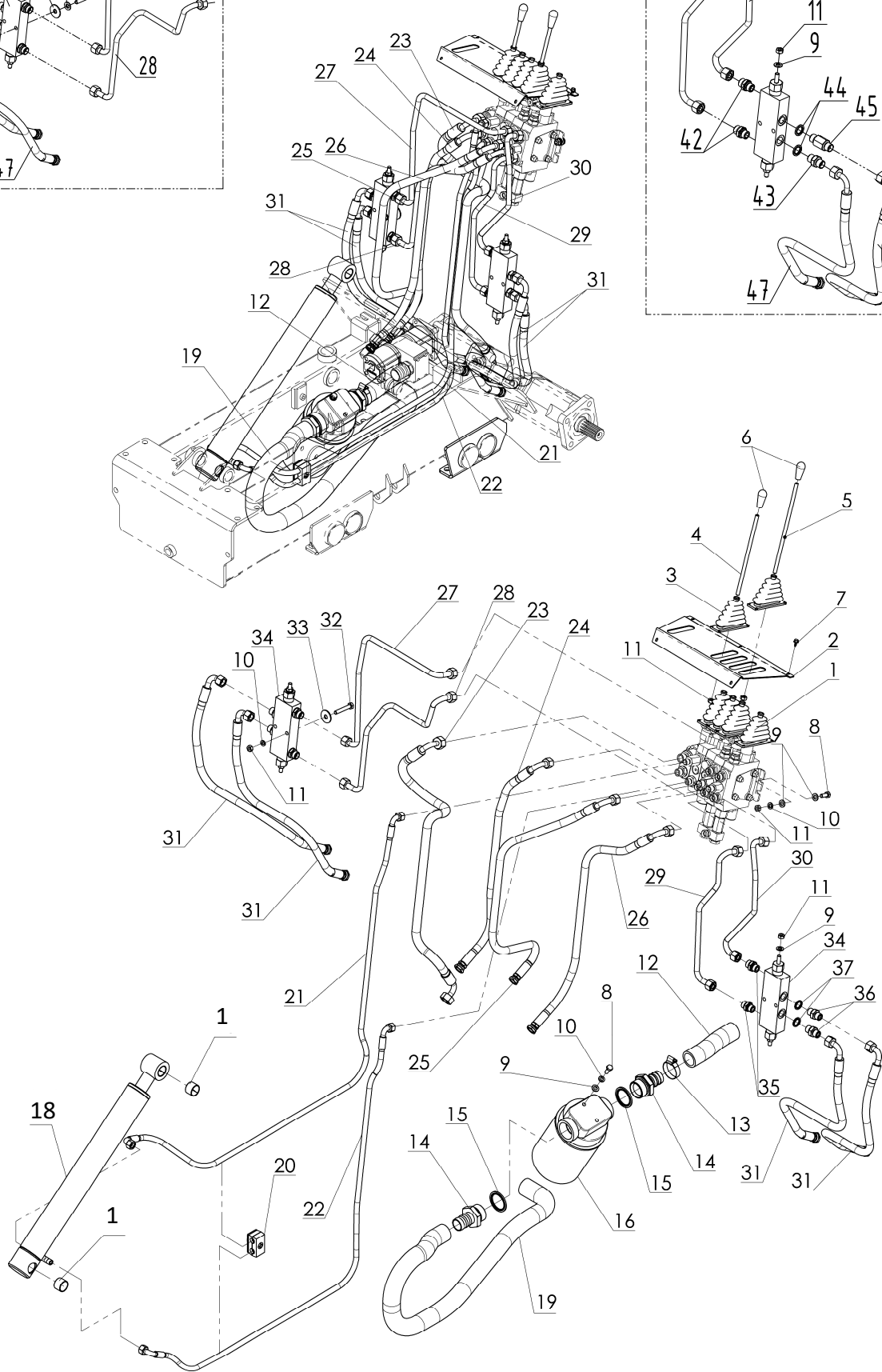
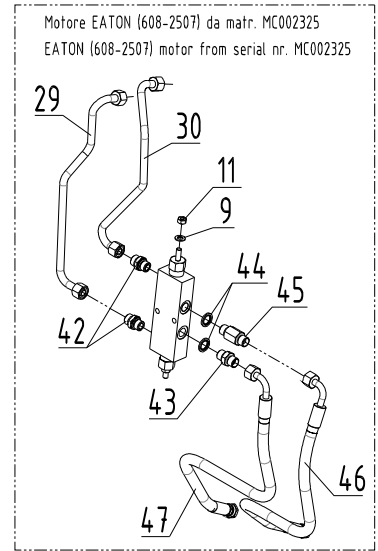
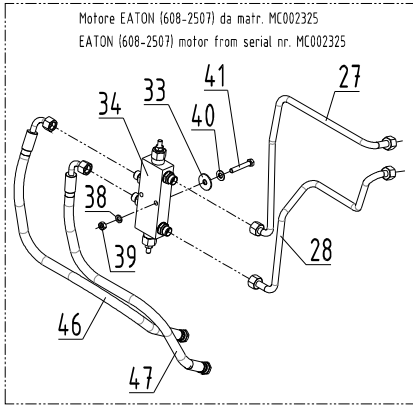
3

CARRY 107

- 43 -

SHEET No. 3-1





KEY No.	S	PART No.	DESCRIPTION	Q'TY	CH.	SERIAL No.	REMARKS
0	x	3050205002	Piping Ass'y (Spanner) <i>Mont.Impianto Idraulico (Espandibile)</i>	1		MC000001 ~	
0 -	x	3050205001	Piping Ass'y (Plus) <i>Mont.Impianto Idraulico (Plus)</i>	1		MC000001 ~	
0 -	x	3050205000	Piping Ass'y (Basis) <i>Mont.Impianto Idraulico (Base)</i>	1		MC000001 ~	
0 -	x	3050202001	Tilting Cylinder Ass'y <i>Montaggio Cilindro Ribaltamento</i>	1		MC000001 ~	
0 -	x	3050205006	Traction Valve Ass'y <i>Montaggio Valvola Controllo Trazione</i>	2	LX	MC000001 ~	
	x	3050205010	Traction Valve Ass'y <i>Montaggio Valvola Controllo Trazione</i>	2		MC000001 ~	
1	x	3050205005	* Control Valve Ass'y (Spanner) <i>Montaggio Distributore (Espandibile)</i>	1		MC000001 ~	Sh.No.3-1
1 -	x	3050205004	* Control Valve Ass'y (Plus) <i>Montaggio Distributore (Plus)</i>	1		MC000001 ~	Sh.No.3-1
1 -	x	3050205003	* Control Valve Ass'y (Basis) <i>Montaggio Distributore (Base)</i>	1		MC000001 ~	Sh.No.3-1
2		2050201118	* Boot Bracket (Spanner) <i>Lamiera Ferma Soffietti (Espandibile)</i>	1		MC000001 ~	
2 -		2050201117	* Boot Bracket (Plus) <i>Lamiera Ferma Soffietti (Plus)</i>	1		MC000001 ~	
2 -		2050201116	* Boot Bracket (Basis) <i>Lamiera Ferma Soffietti (Base)</i>	1		MC000001 ~	
3		122030000	* Boot <i>Soffietto Gomma</i>	6		MC000001 ~	
4		2050204008	* Lever (Short) <i>Leva Corta Distributore</i>	4		MC000001 ~	L=210
5		2050204009	* Lever (Long) <i>Leva Lunga Distributore</i>	2		MC000001 ~	L=235
6		1190900009	* Grip <i>Impugnatura</i>	6		MC000001 ~	
7		1060948013	* Bolt <i>Vite TECB Autofilettante</i>	4		MC000001 ~	ø 4,8x13
8		1222031	* Bolt <i>Vite TE</i>	6		MC000001 ~	M8x20
9		1224083	* Washer, Flat <i>Rosetta Piana</i>	14		MC000001 ~	M8
10		1224794	* Washer, Spring <i>Rosetta Grower</i>	8		MC000001 ~	M8
11		1223570	* Nut <i>Dado</i>	16		MC000001 ~	M8
12		6050203002	* Hose <i>Tubo Spiralato</i>	1	LX	MC000001 ~ 003278	L=190
		6050203007	* Hose <i>Tubo Spiralato</i>	1		MC003279 ~ 003308	L=160
		6050203002	* Hose <i>Tubo Spiralato</i>	1	LX	MC003309 ~	L=190
12 - 1		6050203007	* Hose <i>Tubo Spiralato</i>	1	LX	MC000001 ~ 003278	L=160
		6050203018	* Hose <i>Tubo Spiralato</i>	1	LX	MC003279 ~ 003308	L=135
		6050203007	* Hose <i>Tubo Spiralato</i>	1	LX	MC003309 ~	L=160
13		1225748	* Clamp, Hose <i>Fascetta Fermatubi</i>	4		MC000001 ~	
14		1141013000	* Connector <i>Raccordo Portagomma</i>	2		MC000001 ~	
15		1150430042	* Washer, Seal <i>Rondella GM</i>	2		MC000001 ~	1" 1/4
16		1150510000	* Filter Ass'y, Return <i>Filtro Olio</i>	1		MC000001 ~	
16 - 1		4041000002	* * Cartridge Ass'y <i>Cartucci Filtro</i>	1		MC000001 ~	
17		4041000394	* * Bushing <i>Boccola Autolubrificante</i>	4		MC000001 ~	

NOTE

03-02(p1)

HYDRAULIC PIPING ASS'Y
IMPIANTO IDRAULICO BASE

REV. No ⑥

3

CARRY 107

SHEET No. 3-2



KEY No.	S	PART No.	DESCRIPTION	Q'TY	CH.	SERIAL No.	REMARKS
• 18		2050208000	* Cylinder Ass'y, Tilting <i>Cilindro Ribaltamento</i>	1	↻	MC000001 ~ 002706	
•		2050208024	* Cylinder Ass'y, Tilting <i>Cilindro Ribaltamento</i>	1	↻	MC002707 ~	
• 18 - 1		4041000393	* * Kit, Seal <i>Kit Guarnizioni Cilindro</i>	1	↻	MC000001 ~ 002706	
•		4041000517	* * Kit, Seal <i>Kit Guarnizioni Cilindro</i>	1	↻	MC002707 ~	
• 19		6050203001	* Hose <i>Tubo Spiraleto</i>	1	↻	MC000001 ~ 003295	L= 950
•		6050203017	* Hose <i>Tubo Spiraleto</i>	1	↻	MC003296 ~	L= 700
20		1110910014	* Clamp, Tube <i>Fermatubo</i>	1		MC000001 ~	
21		1130722001	* Hose Ass'y <i>Tubo Idraulico</i>	1		MC000001 ~	L= 1500
22		1130722000	* Hose Ass'y <i>Tubo Idraulico</i>	1		MC000001 ~	L= 1700
23		1130724001	* Hose Ass'y (Only in Basis Machine) <i>Tubo Idraulico (Solo nella Macchina Base)</i>	1		MC000001 ~	L= 850
24		1130723004	* Hose Ass'y <i>Tubo Idraulico</i>	1		MC000001 ~	L= 630
25		1130723001	* Hose Ass'y <i>Tubo Idraulico</i>	1		MC000001 ~	L= 740
26		1130723002	* Hose Ass'y <i>Tubo Idraulico</i>	1		MC000001 ~	L= 780
27		1130100004	* Tube <i>Tubo Acciaio</i>	1		MC000001 ~	
• 28		1130100005	* Tube <i>Tubo Acciaio</i>	1	↻	MC000001 ~ 001098	
•		1130100027	* Tube <i>Tubo Acciaio</i>	1	↻	MC001099 ~	
• 29		1130100003	* Tube <i>Tubo Acciaio</i>	1	↻	MC000001 ~ 001098	
•		1130100026	* Tube <i>Tubo Acciaio</i>	1	↻	MC001099 ~	
30		1130100002	* Tube <i>Tubo Acciaio</i>	1		MC000001 ~	
• 31		1130723000	* Hose Ass'y <i>Tubo Idraulico</i>	4		MC000001 ~ 002324	L= 600
32		1222050	* Bolt <i>Vite TE</i>	2		MC000001 ~	M 8x50
33		1224087	* Washer, Flat <i>Rosetta Piana</i>	2		MC000001 ~	M 8
• 34		1150360002	* Valve Ass'y, Traction <i>Valvola Controllo Trazione</i>	2	↻	MC000001 ~ 001098	
•		1150360004	* Valve Ass'y, Traction <i>Valvola Controllo Trazione</i>	2	↻	MC001099 ~	
35		1221277	* Adapter <i>Raccordo Oleodinamico Diritto</i>	4		MC000001 ~ 001098	PF 3/8 "
36		1220608	* Adapter <i>Raccordo Oleodinamico Diritto</i>	4		MC000001 ~ 001098	PF 3/8 "
37		3251846	* Washer, Seal <i>Rondella GM</i>	4		MC000001 ~	3/8 "
38		1224791	* Washer, Spring <i>Rosetta Grower</i>	2		MC000001 ~	M 6
• 39		1223280	* Nut <i>Dado</i>	2		MC000001 ~	M 6
• 40		1224070	* Washer, Flat <i>Rosetta Piana</i>	2		MC000001 ~	M 6
41		1222013	* Bolt <i>Vite TE</i>	2		MC000001 ~	M 6x50
• 42		1140124200	* Adapter <i>Raccordo Oleodinamico Diritto</i>	4		MC001099 ~	PF 1/4 "-12L
• 43		1220625	* Adapter <i>Raccordo Oleodinamico Diritto</i>	2		MC001099 ~	PF 3/8 "-1/4"

NOTE

03-02(p2)

HYDRAULIC PIPING ASS'Y
IMPIANTO IDRAULICO BASE

REV. No ⑥

3

CARRY 107

SHEET No. 3-2



Documentazione senza certificazione CE

Documentation without CE certificate

KEY No.	S	PART No.	DESCRIPTION	Q'TY	CH.	SERIAL No.	REMARKS
44		3251845	* Washer, Seal <i>Rondella GM</i>	4		MC000001 ~	1/4"
• 45		1140713201	* Adapter <i>Prolunga</i>	2		MC001099 ~	PF 3/8 "-1/4"
• 46		1130723023	* Hose Ass'y <i>Tubo Idraulico</i>	2		MC002325 ~	L= 630
• 47		1130723024	* Hose Ass'y <i>Tubo Idraulico</i>	2		MC002325 ~	L= 550

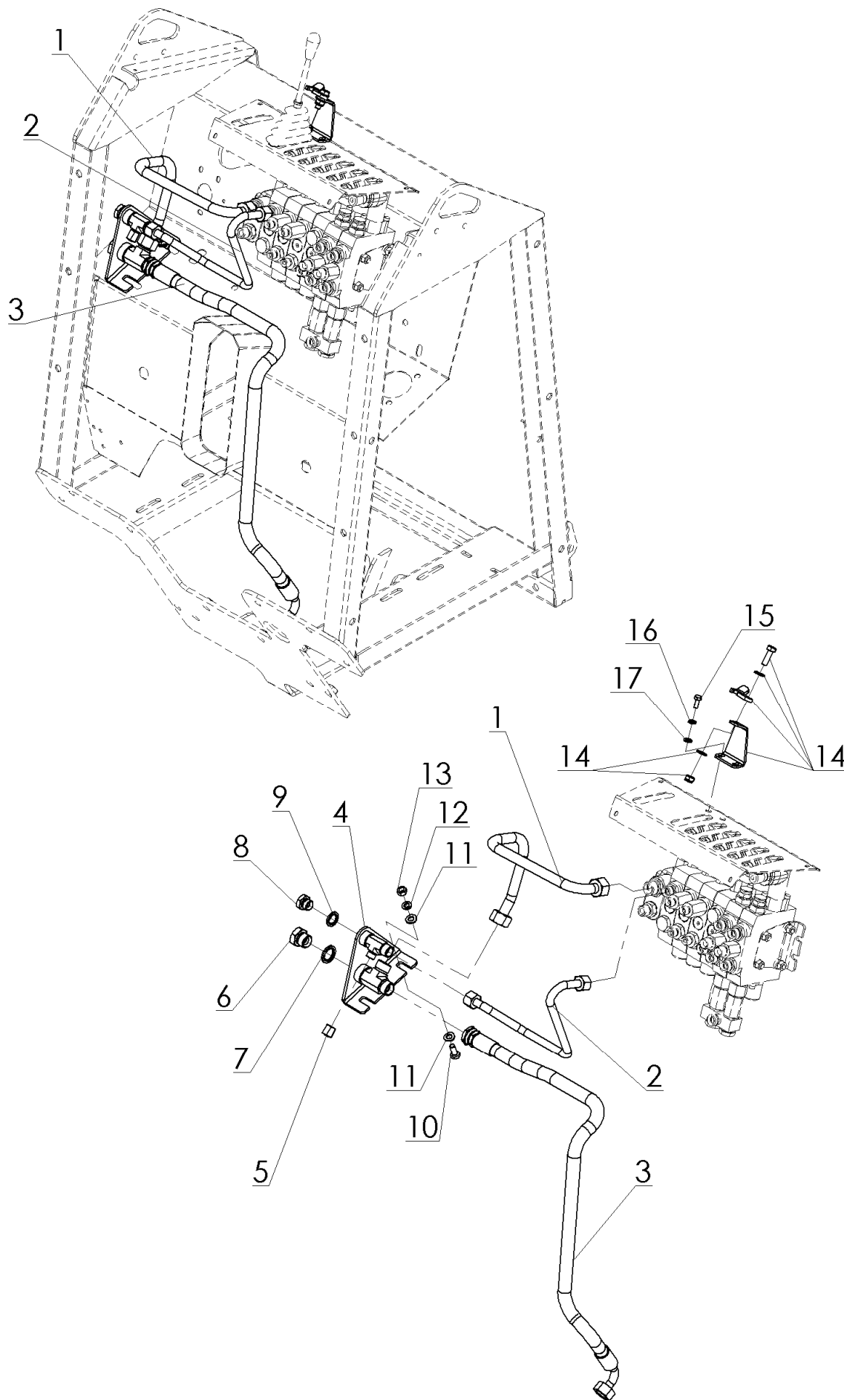
NOTE

03-02(p3)



Documentazione senza certificazione CE
Documentation without CE certificate

MEMO



Documentazione senza certificazione CE

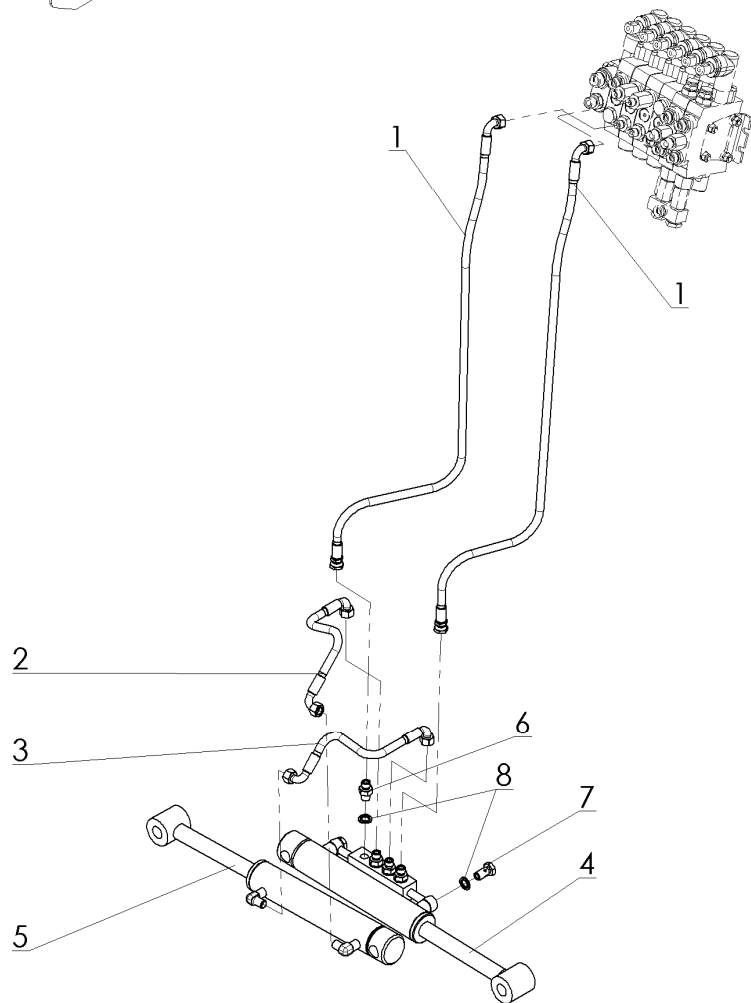
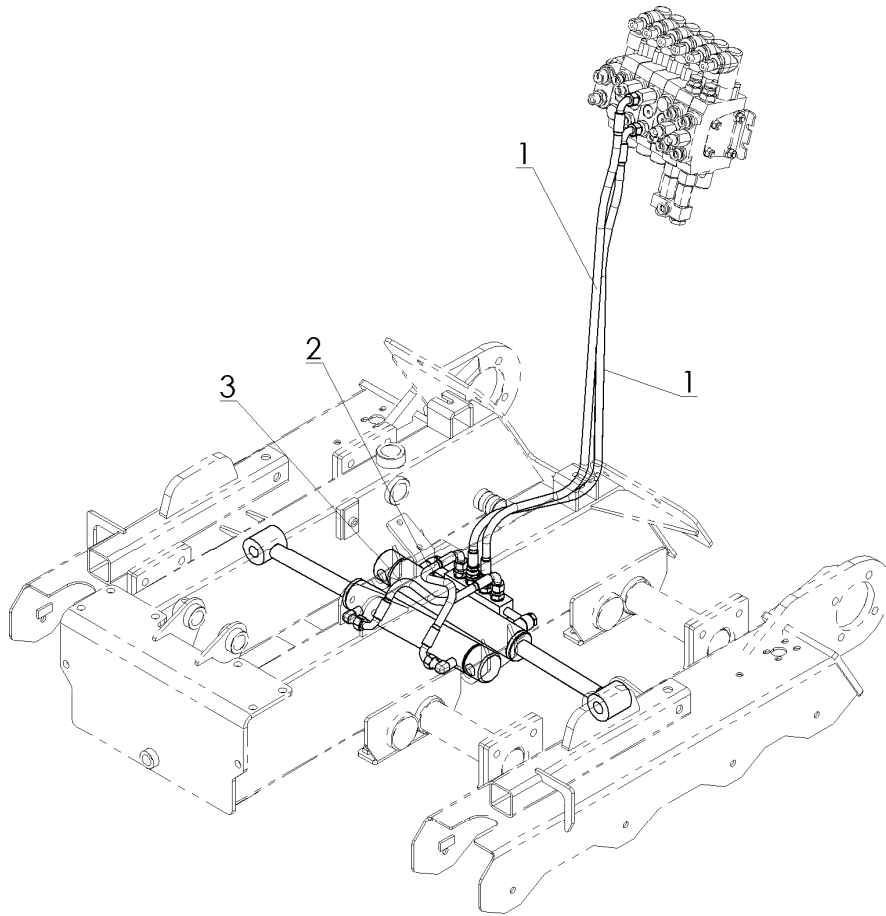
Documentation without CE certificate

KEY		PART No.	DESCRIPTION	Q'TY	CH.	SERIAL No.	REMARKS
No.	S						
0	x	3050205002	Piping Ass'y (Spanner) <i>Mont. Impianto Idraulico (Espandibile)</i>	1		MC000001 ~	
0 - 1	x	3050205001	Piping Ass'y (Plus) <i>Mont. Impianto Idraulico (Plus)</i>	1		MC000001 ~	
1		1130100000	* Tube <i>Tube Acciaio</i>	1		MC000001 ~	
2		1130100001	* Tube <i>Tube Acciaio</i>	1		MC000001 ~	
3		1130724000	* Hose Ass'y <i>Tube Idraulico</i>	1		MC000001 ~	
4		2050208008	* Bracket <i>Staffa Ausiliari</i>	1		MC000001 ~	
5		3250908	* Plug <i>Tappo Femmina</i>	1		MC000001 ~	1/4"
6		1220016	* Plug <i>Tappo Maschio</i>	1		MC000001 ~	1/2"
7		1220140	* Washer, Seal <i>Rondella GM</i>	1		MC000001 ~	1/2"
8		1220019	* Plug <i>Tappo Maschio</i>	1		MC000001 ~	3/8"
9		3251846	* Washer, Seal <i>Rondella GM</i>	1		MC000001 ~	3/8"
10		1222031	* Bolt <i>Vite TE</i>	2		MC000001 ~	M8x20
11		1224083	* Washer, Flat <i>Rosetta Piana</i>	4		MC000001 ~	M8
12		1224794	* Washer, Spring <i>Rosetta Grower</i>	2		MC000001 ~	M8
13		1223570	* Nut <i>Dado</i>	2		MC000001 ~	M8
14		4041000398	* Lock Lever Ass'y <i>Assieme Blocco Leva Ausiliari</i>	1		MC000001 ~	
15		1222006	* Bolt <i>Vite TE</i>	2		MC000001 ~	M6x16
16		1224791	* Washer, Spring <i>Rosetta Grower</i>	2		MC000001 ~	M6
17		1224070	* Washer, Flat <i>Rosetta Piana</i>	2		MC000001 ~	M6

NOTE

03-03





Documentazione senza certificazione CE

Documentation without CE certificate

KEY No.	S	PART No.	DESCRIPTION	Q'TY	CH.	SERIAL No.	REMARKS
0	x	3050205002	Piping Ass'y (Spanner) <i>Mont. Impianto Idraulico (Espandibile)</i>	1		MC000001 ~	
1		1130722010	à Hose Ass'y <i>Tubo Idraulico</i>	2		MC000001 ~	L=950
2		1130722003	* Hose Ass'y <i>Tubo Idraulico</i>	1		MC000001 ~	L=230
3		1130722004	* Hose Ass'y <i>Tubo Idraulico</i>	1		MC000001 ~	L=230
• 4		2050208001	* Cylinder Ass'y, Spanner (L.H.) <i>Cilindro Espansione Sx.</i>	1	↙	MC000001 ~ 002695	
•		2050208025	* Cylinder Ass'y, Spanner (L.H.) <i>Cilindro Espansione Sx.</i>	1	↙	MC002696 ~	
• 4 - 1		4041000396	* * Kit, Seal <i>Kit Guarnizioni Cilindro</i>	1	↙	MC000001 ~ 002695	
•		4041000518	* * Kit, Seal <i>Kit Guarnizioni Cilindro</i>	1	↙	MC002696 ~	
• 5		2050208002	* Cylinder Ass'y, Spanner (R.H.) <i>Cilindro Espansione Dx.</i>	1	↘	MC000001 ~ 002696	
•		2050208026	* Cylinder Ass'y, Spanner (R.H.) <i>Cilindro Espansione Dx.</i>	1	↘	MC002698 ~ 002699	
•		2050208002	* Cylinder Ass'y, Spanner (R.H.) <i>Cilindro Espansione Dx.</i>	1	↘	MC002700 ~ 002704	
•		2050208026	* Cylinder Ass'y, Spanner (R.H.) <i>Cilindro Espansione Dx.</i>	1	↘	MC002705 ~	
• 5 - 1		4041000396	* * Kit, Seal <i>Kit Guarnizioni Cilindro</i>	1	↘	MC000001 ~ 002696	
•		4041000518	* * Kit, Seal <i>Kit Guarnizioni Cilindro</i>	1	↘	MC002698 ~ 002699	
•		4041000396	* * Kit, Seal <i>Kit Guarnizioni Cilindro</i>	1	↘	MC002700 ~ 002704	
•		4041000518	* * Kit, Seal <i>Kit Guarnizioni Cilindro</i>	1	↘	MC002705 ~	
6		1220610	* Adapter <i>Raccordo Oleodinamico Diritto</i>	4		MC000001 ~	1/4"
7		4041000419	* Bolt <i>Vite Forata</i>	2		MC000001 ~	1/4"
8		3251845	* Washer, Seal <i>Rondella GM</i>	6		MC000001 ~	1/4"

NOTE

03-04

SPANNER HYDRAULIC PIPING ASS'Y
IMPIANTO IDRAULICO ESPANSIONE

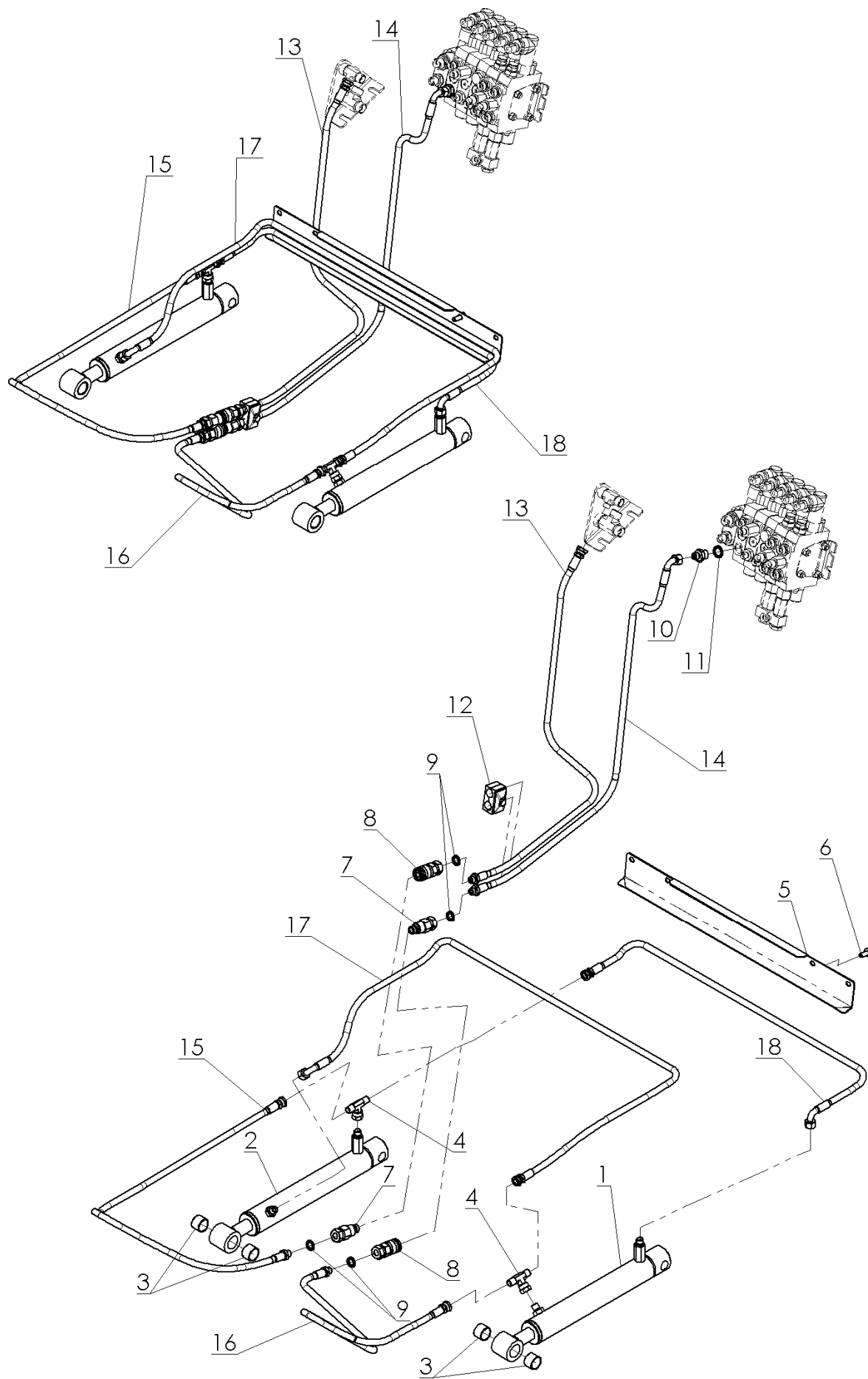
CARRY 107

REV. No ①

3

SHEET No. 3-4





Documentazione senza certificazione CE

KEY No.	S	PART No.	DESCRIPTION	Q'TY	CH.	SERIAL No.	REMARKS
0		5180101010	Blade Ass'y <i>Pala Caricatrice Completa</i>	1		MC000001 ~	
• 1		2050208011	* Cilinder Ass'y, Blade (L.H.) <i>Cilindro Pala (Sx.)</i>	1	↺	MC000001 ~ 002774	
•		2050208028	* Cilinder Ass'y, Blade (L.H.) <i>Cilindro Pala (Sx.)</i>	1	↺	MC002775 ~	
• 1 - 1		4041000395	* * Kit, Seal <i>Kit Guarnizioni</i>	1	↗	MC000001 ~ 002774	
•		4041000519	* * Kit, Seal <i>Kit Guarnizioni</i>	1	↗	MC002775 ~	
• 2		2050208003	* Cilinder Ass'y, Blade (R.H.) <i>Cilindro Pala (Dx.)</i>	1	↺	MC000001 ~ 002765	
•		2050208027	* Cilinder Ass'y, Blade (R.H.) <i>Cilindro Pala (Dx.)</i>	1	↺	MC002766 ~	
• 2 - 1		4041000395	* * Kit, Seal <i>Kit Guarnizioni</i>	1	↗	MC000001 ~ 002765	
•		4041000519	* * Kit, Seal <i>Kit Guarnizioni</i>	1	↗	MC002766 ~	
3		4041000394	* * Bushing <i>Boccola Autolubrificante</i>	4		MC000001 ~	
4		1140440000	* Tee <i>Raccordo oleodinamico a "T"</i>	2		MC000001 ~	
5		2050201136	* Bracket <i>Lamiera Passatubi</i>	1		MC000001 ~	
6		1010908020	* Bolt <i>Vite TECF</i>	4		MC000001 ~	M8x20
7		3292743	* Quick Connector (Male) <i>Innesto Rapido (Maschio)</i>	2		MC000001 ~	
8		3292744	* Quick Connector (Female) <i>Innesto Rapido (Femmina)</i>	2		MC000001 ~	
9		3251845	* Washer, Seal <i>Rondella Gm</i>	4		MC000001 ~	1/4"
10		1220625	* Adapter <i>Raccordo oleodinamico Dritto</i>	1		MC000001 ~	
11		3251846	* Washer, Seal <i>Rondella Gm</i>	1		MC000001 ~	3/8"
12		1110910016	* Clamp, Tube <i>Fermatubo</i>	1		MC000001 ~	
13		1130722007	* Hose Ass'y <i>Tubo Idraulico</i>	1		MC000001 ~	L=1000
14		1130722002	* Hose Ass'y <i>Tubo Idraulico</i>	1		MC000001 ~	L=1000
15		1130722006	* Hose Ass'y <i>Tubo Idraulico</i>	1		MC000001 ~	L=1300
16		1130722005	* Hose Ass'y <i>Tubo Idraulico</i>	1		MC000001 ~	L=1100
17		1130722009	* Hose Ass'y <i>Tubo Idraulico</i>	1		MC000001 ~	L=1500
18		1130722008	* Hose Ass'y <i>Tubo Idraulico</i>	1		MC000001 ~	L=930

NOTE

03-05



Documentazione senza certificazione CE
Documentation without CE certificate

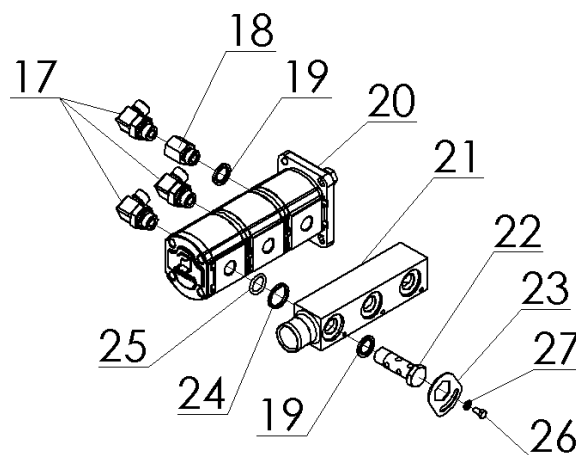
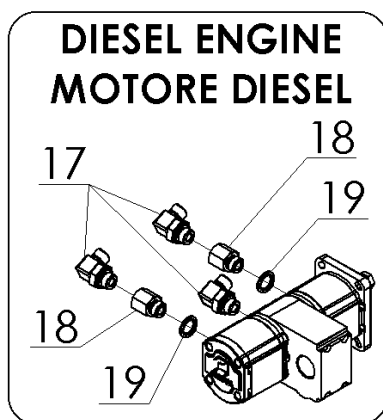
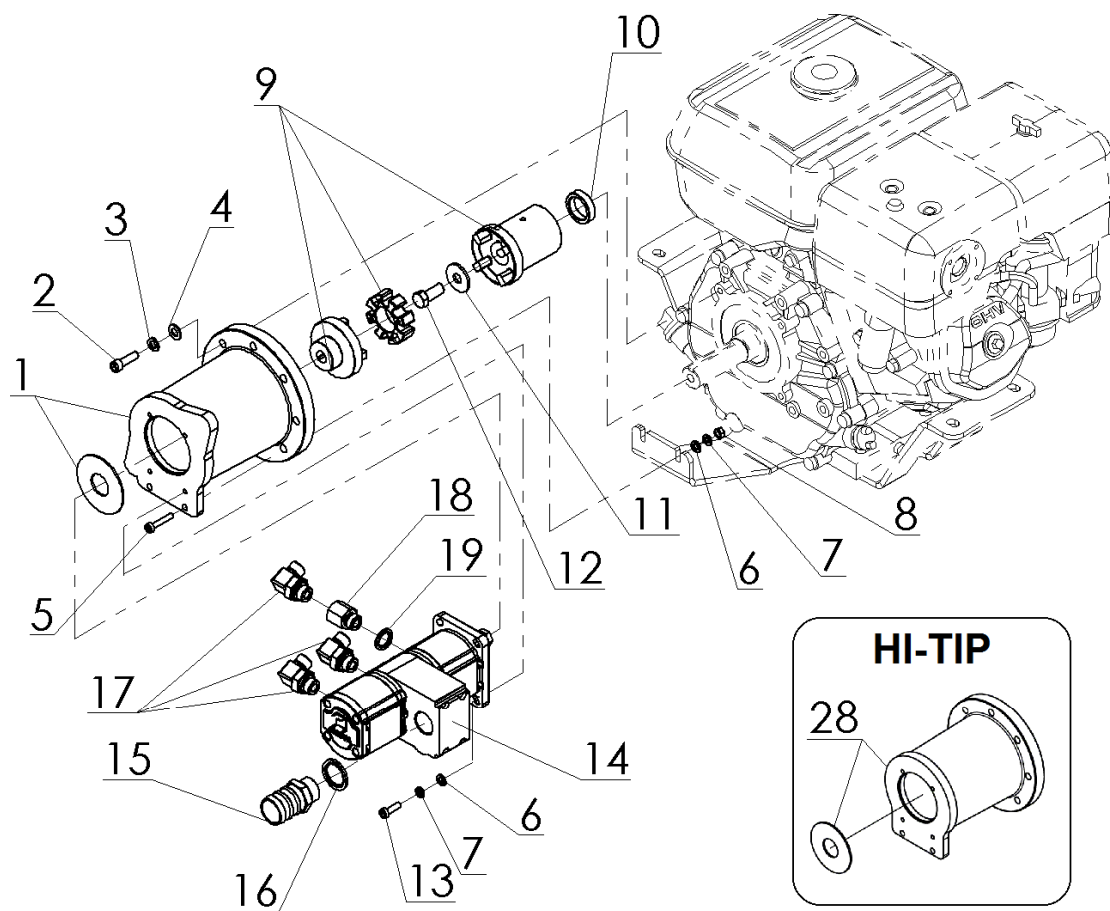
MEMO

SECTION 4
SEZIONE 4

POWER UNIT
UNITA' DI POTENZA

Documentazione senza certificazione CE
Documentation without CE certificate

KATO IMER S.p.A.



KEY No.	S	PART No.	DESCRIPTION	Q'TY	CH.	SERIAL No.	REMARKS
• 0	x	3050203000	Engine & Accessories <i>Mont. Motore Benzina & Accessori</i>	1		MC000001 ~	8HP
• 0 - 1	x	3050203003	Engine & Accessories <i>Mont. Motore Benzina & Accessori</i>	1		MC000001 ~	8HP A. E.
• 0 - 2	x	3050203001	Engine & Accessories <i>Mont. Motore Benzina & Accessori</i>	1		MC000001 ~	11HP
• 0 - 3	x	3050203027	Engine & Accessories (KOHLE R) <i>Mont. Motore Benzina & Accessori (KOHLE R)</i>	1		MC000001 ~	11HP A. E.
• 0 - 4	x	3050203002	Engine & Accessories <i>Mont. Motore Diesel & Accessori</i>	1		MC000001 ~	
• 0 - 5	x	3050203005	Pump Ass'y, Oil <i>Mont. Pompa Aspir.olio</i>	4		MC000001 ~	
• 0 - 6	x	3050203029	Pump Ass'y, Oil (KOHLE R) <i>Mont. Pompa Aspir.olio (KOHLE R)</i>	4		MC000001 ~	
1		1180100001	* Flange Pump <i>Lanterna Motore</i>	1		MC000001 ~	
2		1020051601	* Bolt (Gasoline Engine) <i>Vite TCEI (Motore Benzina)</i>	4		MC000001 ~	UNF 5/16"-24x1"
2 - 1		1222252	* Bolt (Diesel Engine) <i>Vite TCEI (Motore Diesel)</i>	4		MC000001 ~	M8x25
3		1224794	* Washer, Spring <i>Rosetta Grower</i>	4		MC000001 ~	M8
4		1224083	* Washer, Flat <i>Rosetta Piana</i>	4		MC000001 ~	M8
5		1222218	* Bolt <i>Vite TCEI</i>	2		MC000001 ~	M6x30
6		1224070	* Washer, Flat <i>Rosetta Piana</i>	6		MC000001 ~	M6
7		1224791	* Washer, Spring <i>Rosetta Grower</i>	6		MC000001 ~	M6
8		1223280	* Nut <i>Dado 5588 M6 Z</i>	2		MC000001 ~	M6
9		1120500000	* Joint Ass'y <i>Giunto Elastico Mot.-Pompa</i>	1		MC000001 ~	
10		2050204002	* Shim <i>Distanziale Motore</i>	1		MC000001 ~	
11		2050201175	* Washer, Flat <i>Rondella Bloccaggio Giunto</i>	1		MC000001 ~	
12		1010071601	* Bolt (for 8HP Gasoline Engine and Diesel Eng) <i>Vite TE (per Motore Benzina 8HP e Motore Diesel)</i>	1		MC000001 ~	UNF 7/16"-20x1"
12 - 1		2221996	* Bolt (for 11HP Gasoline Engine) <i>Vite TE (per Motore Benzina 11HP)</i>	1		MC000001 ~	UNF 3/8"-24x1"
13		1222206	* Bolt <i>Vite TCEI</i>	4		MC000001 ~	M6x20
• 14		1150211001	* Pump, Oil (Single Suction) <i>Pompa Aspirazione Olio (Singola Aspirazione)</i>	1	LX	MC000001 ~ 003278	
•		1150211019	* Pump, Oil (O.T.) <i>Pompa Aspirazione Olio (O.T.)</i>	1		MC003279 ~ 003308	
•		1150211001	* Pump, Oil (Single Suction) <i>Pompa Aspirazione Olio (Singola Aspirazione)</i>	1		MC003309 ~	
15		2050208012	* Connector <i>Raccordo Portagomma</i>	1		MC000001 ~	3/4"-ø 32
16		1220138	* Washer, Seal <i>Rondella GM</i>	1		MC000001 ~	3/4"
17		1140213300	* Elbow <i>Raccordo Oleodinamico 90°</i>	3		MC000001 ~	
18		1140713301	* Adapter <i>Raccordo Oleodinamico Dritto</i>	2		MC000001 ~	
19		3251846	* Washer, Seal <i>Rondella GM</i>	2		MC000001 ~	3/4"
20		1150211000	* Pump, Oil (Triple Suction) <i>Pompa Aspirazione Olio (Tripla Aspirazione)</i>	1		MC000001 ~	
21		2050204003	* Manifold <i>Collettore Pompa</i>	1		MC000001 ~	
22		1141713000	* Bolt <i>Vite Forata</i>	3		MC000001 ~	3/8"

NOTE

04-01(p1)



Documentazione senza certificazione CE

Documentation without CE certificate

KEY No.	S	PART No.	DESCRIPTION	Q'TY	CH.	SERIAL No.	REMARKS
23		2050201097	* Stay <i>Piastrina Blocco Vite Forata</i>	3		MC000001 ~	
24		1150420018	* Ring <i>Anello di Ritenzione</i>	3		MC000001 ~	1/2"
25		1150410014	* Ring, "O" <i>Anello di Tenuta</i>	3		MC000001 ~	
26		1221998	* Bolt <i>Vite TE</i>	3		MC000001 ~	M5x10
27		2224529	* Washer, Flat <i>Rosetta Piana</i>	3		MC000001 ~	M5
• 28		1180100062	* Flange Pump <i>Lanterna Motore</i>	1		MC000001 ~	

NOTE

04-01 (p2)

CARRY 107

PUMP ASS'Y OIL
MONTAGGIO POMPA OLIO IDRAULICO

- 59 -

REV. No ③

SHEET No. 4-1

4



Documentazione senza certificazione CE
Documentation without CE certificate

MEMO

Documentazione senza certificazione CE

KEY No.	S	PART No.	DESCRIPTION	Q'TY	CH.	SERIAL No.	REMARKS
0	x	3050203000	Engine & Accessories <i>Mont.Motore Benzina & Accessori</i>	1		MC000001 ~	
0 - 1	x	3050203007	Control Ass'y, Engine <i>Mont. Acceleratore Motore</i>	1		MC000001 ~	
1		1180101000	* Engine Ass'y <i>Motore Benzina</i>	1		MC000001 ~	8HP
2		1222074	* Bolt <i>Vite TE</i>	4		MC000001 ~	M10x50
3		1224103	* Washer, Flat <i>Rosetta Piana</i>	8		MC000001 ~	M10
4		1224801	* Washer, Spring <i>Rosetta Grower</i>	4		MC000001 ~	M10
5		1223650	* Nut <i>Dado</i>	4		MC000001 ~	M10
6		2050202016	* Bracket <i>Supporto Motore Benzina</i>	1		MC000001 ~	
7		1220420040	* Rubber, Cushion <i>Supporto Antivibrante</i>	4		MC000001 ~	
8		1224085	* Washer, Flat <i>Rosetta Piana</i>	8		MC000001 ~	M8
9		1224794	* Washer, Spring <i>Rosetta Grower</i>	16		MC000001 ~	M8
10		1223570	* Nut <i>Dado</i>	12		MC000001 ~	M8
11		1222031	* Bolt <i>Vite TE</i>	4		MC000001 ~	M8x20
12		2050202028	* Muffler, Terminal <i>Terminale Marmitta</i>	1		MC000001 ~	
13		1060948013	* Bolt <i>Vite TECB Autofil.</i>	4		MC000001 ~	ø4,8x13
14		2050201099	* Cover <i>Convogliatore Aria Marmitta</i>	1		MC000001 ~	
15		1010908020	* Bolt <i>Vite TECF</i>	6		MC000001 ~	M8x20
16		1224083	* Washer, Flat <i>Rosetta Piana</i>	3		MC000001 ~	M8
17		2050201173	* Cover <i>Coperchio</i>	1		MC000001 ~	
18		1239655	* Lever Ass'y <i>Leva Acceleratore</i>	1		MC000001 ~	
19		1220300000	* Boot <i>Soffietto Gomma</i>	1		MC000001 ~	
20		1120810100	* Cable Control <i>Cavo Acceleratore</i>	1		MC000001 ~	ø2 L=1000
21		6050203000	* Sheath <i>Guaina Passacavo</i>	1		MC000001 ~	ø2,8 L=900
22		1222484	* Bolt <i>Vite TPSEI</i>	2		MC000001 ~	M8x20
23		1120820100	* Clamp <i>Morsetto</i>	1		MC000001 ~	
24		1120820101	* Set Screw <i>Registro</i>	1		MC000001 ~	
25		1239453	* Terminal <i>Terminale per Guaina</i>	2		MC000001 ~	
26		1220210025	* Plug, Hole <i>Tappo Plastica</i>	1		MC000001 ~	ø25,4
27		3222635	* Plug, Hole <i>Tappo Plastica</i>	2		MC000001 ~	ø6,4
28		1120410100	* Spring <i>Molla Richiamo Acceleratore</i>	1		MC000001 ~	
• 29		1140210001	* Elbow <i>Raccordo 90°</i>	1		MC000001 ~	1/4"-1/4"
• 30		3250908	* Plug <i>Tappo</i>	1		MC000001 ~	1/4"
• 31		1140102201	* Adapter <i>Raccordo Oleodinamico Dritto</i>	1		MC000001 ~	1/4"-1/2L

NOTE

04-02 (p 1)

GASOLINE ENGINE & ACCESSORIES
MOTORE BENZINA E ACCESSORI

REV. No ②

4

CARRY 107

- 62 -

SHEET No. 4-2



Documentazione senza certificazione CE

Documentation without CE certificate

KEY No.	S	PART No.	DESCRIPTION	Q'TY	CH.	SERIAL No.	REMARKS
32		2050211001	* Sponge <i>Spugna</i>	1		MC000001 ~	
33		2050201499	* Filter, Cover <i>Protezione Filtro</i>	1		MC000001 ~	
34		2050211000	* Sponge <i>Spugna</i>	1		MC000001 ~	

NOTE

04-02(p2)

CARRY 107

GASOLINE ENGINE.& ACCESSORIES
MOTORE BENZINA E ACCESSORI

- 63 -

REV. No ②

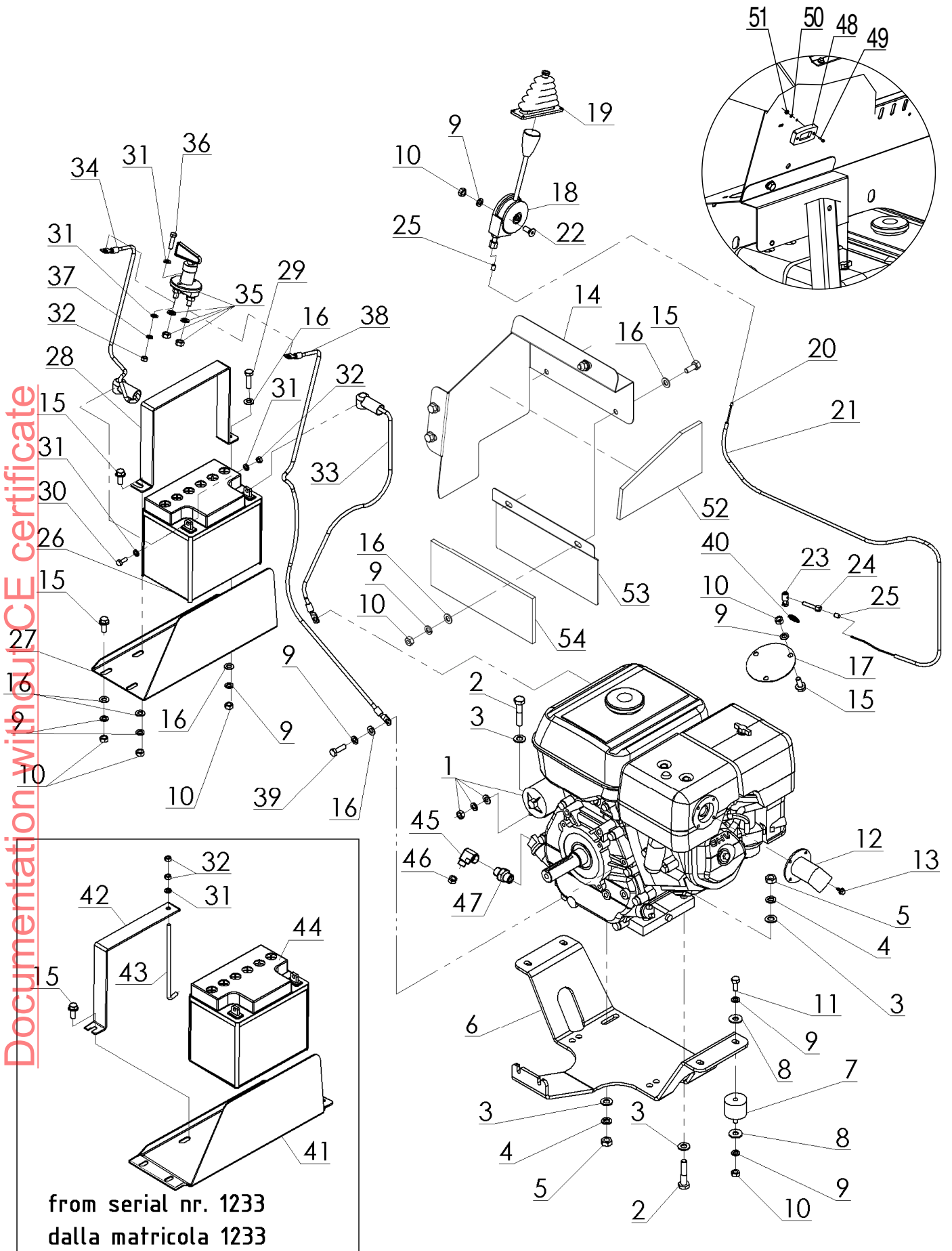
SHEET No. 4-2

4







Documentazione senza certificazione CE
Documentation without CE certificate

MEMO



from serial nr. 1233
dalla matricola 1233



KEY No.	S	PART No.	DESCRIPTION	Q'TY	CH.	SERIAL No.	REMARKS
0	x	3050203000	Engine & Accessories <i>Mont.Motore Benzina & Accessori</i>	1		MC000001 ~	
0 - 1	x	3050203007	ControlAss'y, Engine <i>Mont. Acceleratore Motore Benzina</i>	1		MC000001 ~	
0 - 2	x	3050209000	Electrical System, Gasoline <i>Impianto Elettrico Benzina</i>	1		MC000001 ~	
1		1180102002	* Engine Ass'y <i>Motore Benzina Avv. Elettrico</i>	1		MC000001 ~	8HP
1 - 1		1180102000	* Engine Ass'y <i>Motore Benzina Avv. Elettrico</i>	1		MC000001 ~ 003609	11HP
		1180102005	* Engine Ass'y <i>Motore Benzina Avv. Elettrico</i>	1		MC003610 ~	11HP
2		1222074	* Bolt <i>Vite TE</i>	4		MC000001 ~	M10x50
3		1224103	* Washer, Flat <i>Rosetta Piana</i>	8		MC000001 ~	M10
4		1224801	* Washer, Spring <i>Rosetta Grower</i>	4		MC000001 ~	M10
5		1223650	* Nut <i>Dado</i>	4		MC000001 ~	M10
6		2050202016	* Bracket <i>Supporto Motore Benzina</i>	1		MC000001 ~	
7		1220420040	* Rubber, Cushion <i>Supporto Antivibrante</i>	4		MC000001 ~	
8		1224085	* Washer, Flat <i>Rosetta Piana</i>	8		MC000001 ~	M8
9		1224794	* Washer, Spring <i>Rosetta Grower</i>	22		MC000001 ~	M8
10		1223570	* Nut <i>Dado</i>	17		MC000001 ~	M8
11		1222031	* Bolt <i>Vite TE</i>	4		MC000001 ~	M8x20
12		2050202028	* Muffler, Terminal <i>Terminale Marmitta</i>	1		MC000001 ~	
13		1060948013	* Bolt <i>Vite TECB Autofil.</i>	4		MC000001 ~	ø4,8x13
14		2050201099	* Cover <i>Convogliatore Aria Marmitta</i>	1		MC000001 ~	
15		1010908020	* Bolt <i>Vite TECF</i>	10		MC000001 ~	M8x20
16		1224083	* Washer, Flat <i>Rosetta Piana</i>	10		MC000001 ~ 001232	M8
17		1224083	* Washer, Flat <i>Rosetta Piana</i>	9		MC001233 ~	M8
18		2050201173	* Cover <i>Coperchio</i>	1		MC000001 ~	
19		1239655	* Lever Ass'y <i>Leva Acceleratore</i>	1		MC000001 ~	
20		1220300000	* Boot <i>Soffietto Gomma</i>	1		MC000001 ~	
21		1120810100	* Cable Control <i>Cavo Acceleratore</i>	1		MC000001 ~	ø2 L=1000
22		6050203000	* Sheath <i>Guaina Passacavo</i>	1		MC000001 ~	ø2,8 L=900
23		1222484	* Bolt <i>Vite TPSEI</i>	2		MC000001 ~	M8x20
24		1120820100	* Clamp <i>Morsetto</i>	1		MC000001 ~	
25		1120820101	* Set Screw <i>Registro</i>	1		MC000001 ~	
26		1239453	* Terminal <i>Terminale per Guaina</i>	2		MC000001 ~	
27		1180500001	* Battery <i>Batteria</i>	1		MC000001 ~ 001232	
28		2050201174	* Bracket <i>Supporto Batteria</i>	1		MC000001 ~ 001232	

NOTE

04-03(p1)

GASOLINE ENGINE (E.S.) & ACCESSORIES
MOTORE BENZINA (Avviamento Elettrico.) E ACCESSORI

REV. No ⑤

4





CARRY 107

- 66 -

SHEET No. 4-3



Documentazione senza certificazione CE

KEY No.	S	PART No.	DESCRIPTION	Q'TY	CH.	SERIAL No.	REMARKS
• 28		2050201095	* Bracket <i>Staffa Batteria</i>	1		MC000001 ~ 001232	
• 29		1222037	* Bolt <i>Vite TE</i>	1		MC000001 ~ 001232	M8x30
30		1222006	* Bolt <i>Vite TE</i>	2		MC000001 ~	M6x16
• 31		1224070	* Washer, Flat <i>Rosetta Piana</i>	6		MC000001 ~ 001232	M6
•		1224070	* Washer, Flat <i>Rosetta Piana</i>	7		MC001233 ~	M6
• 32		1223280	* Nut <i>Dado</i>	4		MC000001 ~ 001232	M6
•		1223280	* Nut <i>Dado</i>	6		MC001233 ~	M6
33		2050209000	* Cable, Battery (Red) <i>Cavo Batteria (Rosso)</i>	1		MC000001 ~	L= 550
34		2050209001	* Cable, Battery (Black) <i>Cavo Batteria (Nero)</i>	1		MC000001 ~	L= 450
35		1171100000	* Switch, Battery <i>Interruttore Saccabateria</i>	1		MC000001 ~	
• 36		1222011	* Bolt <i>Vite TE</i>	2		MC000001 ~	M6x25
• 37		1224791	* Washer, Spring <i>Rosetta Grower</i>	2		MC000001 ~	M6
• 38		2050209002	* Cable, Eart (Black) <i>Cavo di Terra (Nero)</i>	1		MC000001 ~	L= 900
• 39		2221994	* Bolt <i>Vite TE</i>	1		MC000001 ~	UNF 5/16"-24x1"
• 40		1120410100	* Spring <i>Molla Richiamo Acceleratore</i>	1		MC000001 ~	
• 41		2050201418	* Bracket <i>Supporto Batteria</i>	1		MC001233 ~	
• 42		2050201096	* Bracket <i>Staffa Batteria</i>	1		MC001233 ~	
• 43		2050201176	* Tie Rod <i>Tirante Batteria</i>	1		MC001233 ~	
• 44		1180500002	* Battery <i>Batteria</i>	1		MC001233 ~	
• 45		1140210001	* Elbow <i>Raccordo 90°</i>	1		MC000001 ~	1/4"-1/4"
• 46		3250908	* Plug <i>Tappo</i>	1		MC000001 ~	1/4"
• 47		1140102201	* Adapter <i>Raccordo Oleodinamico Diritto</i>	1		MC000001 ~	1/4"-12L
• 48		5180100009	* Hour meter <i>Contatore</i>	1		MC000001 ~	
• 49		3292515	* Bolt <i>Vite TCCC</i>	2		MC000001 ~	M3x16
• 50		3292684	* Washer, Flat <i>Rosetta Piana</i>	2		MC000001 ~	M3
• 51		2223925	* Nut, Lock <i>Dado Autobloccante</i>	2		MC000001 ~	M3
52		2050211001	* Sponge <i>Spugna</i>	1		MC000001 ~	
53		2050201499	* Filter, Cover <i>Protezione Filtro</i>	1		MC000001 ~	
54		2050211000	* Sponge <i>Spugna</i>	1		MC000001 ~	

NOTE

04-03(p2)

GASOLINE ENGINE (E.S.) & ACCESSORIES
MOTORE BENZINA (Avviamento Elettrico.) E ACCESSORI

REV. No ⑤

4

CARRY 107

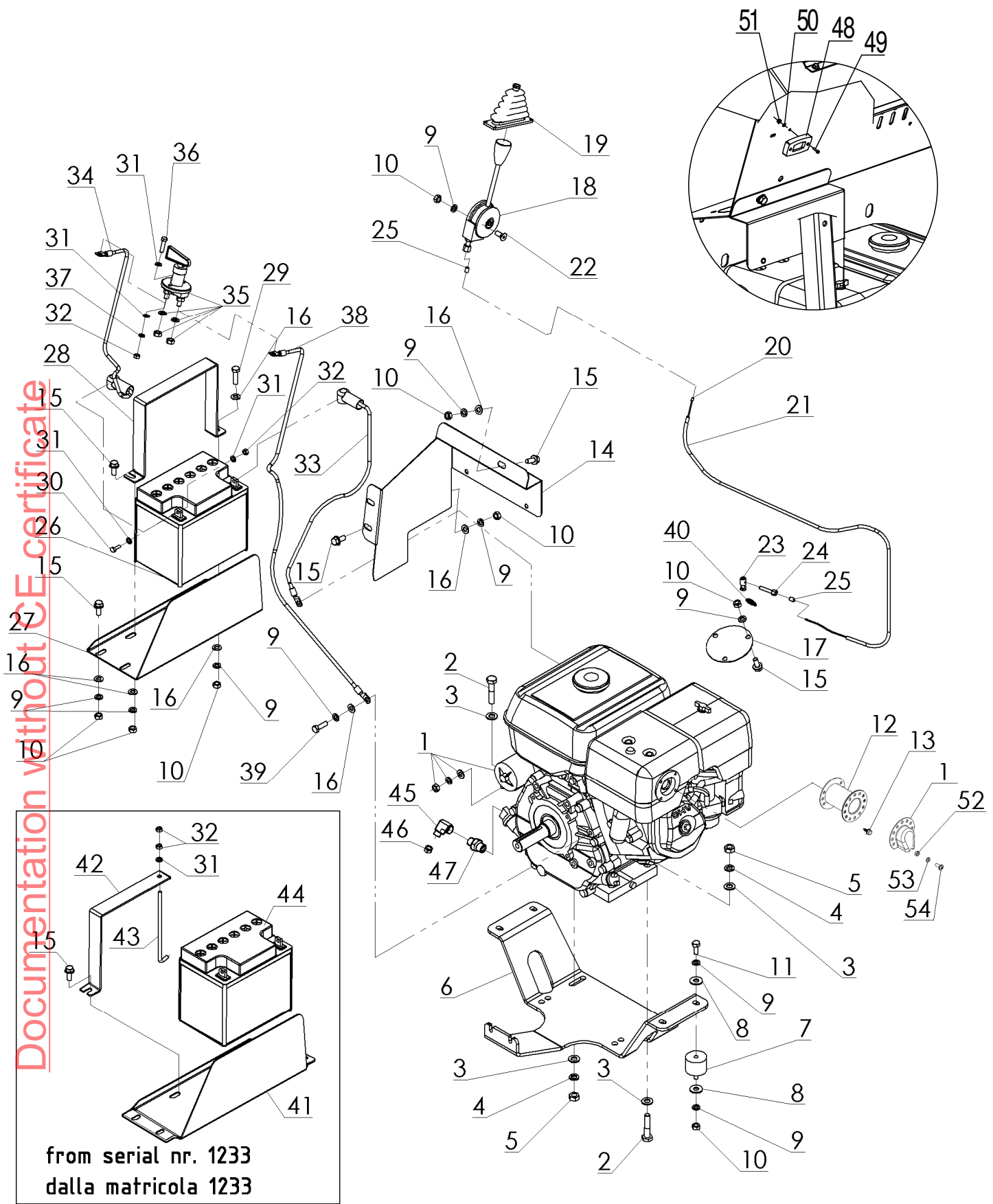
- 67 -

SHEET No. 4-3



Documentazione senza certificazione CE
Documentation without CE certificate

MEMO



from serial nr. 1233
dalla matricola 1233



Documentazione senza certificazione CE

KEY No.	S	PART No.	DESCRIPTION	Q'TY	CH.	SERIAL No.	REMARKS
0	x	3050203027	Engine & Accessories (KOHLER) <i>Mont. Motore Benzina & Accessori (KOHLER)</i>	1		MC003859 ~	11HP A. E.
0 - 1	x	3050203028	Control Ass'y, Engine <i>Montaggio Acceleratore Motore Benzina</i>	1		MC003859 ~	
0 - 2	x	3050209000	Electrical System, Gasoline <i>Impianto Elettrico Benzina</i>	1		MC003859 ~	
1		1180102012	* Engine Ass'y <i>Motore Benzina Avv. Elettrico</i>	1		MC003859 ~	11HP A. E.
2		1222074	* Bolt <i>Vite TE</i>	4		MC003859 ~	M10x50
3		1224103	* Washer, Flat <i>Rosetta Piana</i>	8		MC003859 ~	M10
4		1224801	* Washer, Spring <i>Rosetta Grower</i>	4		MC003859 ~	M10
5		1223650	* Nut <i>Dado</i>	4		MC003859 ~	M10
6		2050202016	* Bracket <i>Supporto Motore Benzina</i>	1		MC003859 ~	
7		1220420040	* Rubber, Cushion <i>Supporto Antivibrante</i>	4		MC003859 ~	
8		1224085	* Washer, Flat <i>Rosetta Piana</i>	8		MC003859 ~	M8
9		1224794	* Washer, Spring <i>Rosetta Grower</i>	22		MC003859 ~	M8
10		1223570	* Nut <i>Dado</i>	17		MC003859 ~	M8
11		1222031	* Bolt <i>Vite TE</i>	4		MC003859 ~	M8x20
12		2050202107	* Muffler, Spacer <i>Prolunga</i>	1		MC003859 ~	
13		1060948013	* Bolt <i>Vite TECB Autofil.</i>	4		MC003859 ~	ø4,8x13
14		2050201498	* Cover <i>Convogliatore Aria Marmitta</i>	1		MC003859 ~	
15		1010908020	* Bolt <i>Vite TECF</i>	10		MC003859 ~	M8x20
16		1224083	* Washer, Flat <i>Rosetta Piana</i>	9		MC003859 ~	M8
17		2050201173	* Cover <i>Coperchio</i>	1		MC003859 ~	
18		1239655	* Lever Ass'y <i>Leva Acceleratore</i>	1		MC003859 ~	
19		1220300000	* Boot <i>Soffietto Gomma</i>	1		MC003859 ~	
20		1120810100	* Cable Control <i>Cavo Acceleratore</i>	1		MC003859 ~	ø2 L=1000
21		6050203020	* Sheath <i>Guaina Passacavo</i>	1		MC003859 ~	ø2,8 L=700
22		1222484	* Bolt <i>Vite TPSEI</i>	2		MC003859 ~	M8x20
23		1120820100	* Clamp <i>Morsetto</i>	1		MC003859 ~	
24		1120820101	* Set Screw <i>Registro</i>	1		MC003859 ~	
25		1239453	* Terminal <i>Terminale per Guaina</i>	2		MC003859 ~	
26		1180500001	* Battery <i>Batteria</i>	1		MC003859 ~	
27		2050201174	* Bracket <i>Supporto Batteria</i>	1		MC003859 ~	
28		2050201095	* Bracket <i>Staffa Batteria</i>	1		MC003859 ~	
29		1222037	* Bolt <i>Vite TE</i>	1		MC003859 ~	M8x30
30		1222006	* Bolt <i>Vite TE</i>	2		MC003859 ~	M6x16

NOTE



Documentazione senza certificazione CE

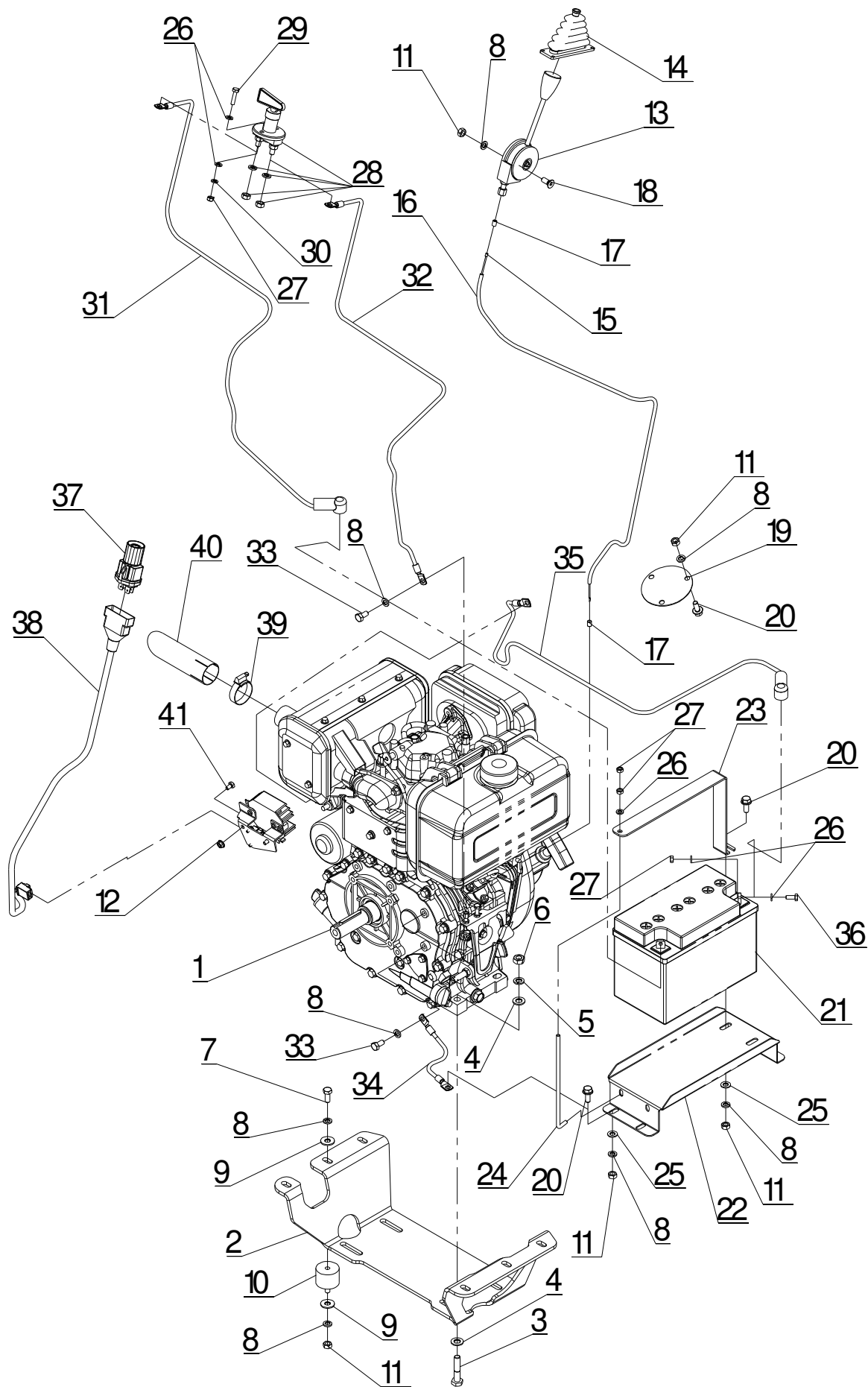
KEY No.	S	PART No.	DESCRIPTION	Q'TY	CH.	SERIAL No.	REMARKS
31		1224070	* Washer, Flat <i>Rosetta Piana</i>	7		MC003859 ~	M6
32		1223280	* Nut <i>Dado</i>	6		MC003859 ~	M6
33		2050209000	* Cable, Battery (Red) <i>Cavo Batteria (Rosso)</i>	1		MC003859 ~	L= 550
34		2050209001	* Cable, Battery (Black) <i>Cavo Batteria (Nero)</i>	1		MC003859 ~	L= 450
35		1171100000	* Switch, Battery <i>Interruttore Staccabateria</i>	1		MC003859 ~	
36		1222011	* Bolt <i>Vite TE</i>	2		MC003859 ~	M6x25
37		1224791	* Washer, Spring <i>Rosetta Grower</i>	2		MC003859 ~	M6
38		2050209002	* Cable, Eart (Black) <i>Cavo di Terra (Nero)</i>	1		MC003859 ~	L= 900
39		2221994	* Bolt <i>Vite TE</i>	1		MC003859 ~	UNF 5/16"-24x1"
40		1180102013	* Spring <i>Molla Richiamo Acceleratore</i>	1		MC003859 ~	
41		2050201418	* Bracket <i>Supporto Batteria</i>	1		MC003859 ~	
42		2050201096	* Bracket <i>Staffa Batteria</i>	1		MC003859 ~	
43		2050201176	* Tie Rod <i>Tirante Batteria</i>	1		MC003859 ~	
44		1180500002	* Battery <i>Batteria</i>	1		MC003859 ~	
45		1140210001	* Elbow <i>Raccordo 90°</i>	1		MC003859 ~	1/4"-1/4"
46		3250908	* Plug <i>Tappo</i>	1		MC003859 ~	1/4"
47		1140102201	* Adapter <i>Raccordo Oleodinamico Dritto</i>	1		MC003859 ~	1/4"-12L
48		5180100009	* Hour meter <i>Contaore</i>	1		MC003859 ~	
49		3292515	* Bolt <i>Vite TCCC</i>	2		MC003859 ~	M3x16
50		3292684	* Washer, Flat <i>Rosetta Piana</i>	2		MC003859 ~	M3
51		2223925	* Nut, Lock <i>Dado Autobloccante</i>	2		MC003859 ~	M3
52		1223246	* Nut <i>Dado</i>	4		MC003859 ~	M5
53		3242338	* Washer, Flat <i>Rosetta Piana</i>	4		MC003859 ~	M5
54		1222845	* Bolt <i>Vite TCBC</i>	4		MC003859 ~	M5x12

NOTE



Documentazione senza certificazione CE
Documentation without CE certificate

MEMO



Documentazione senza certificazione CE

KEY		PART No.	DESCRIPTION	Q'TY	CH.	SERIAL No.	REMARKS
No.	S						
0	x	3050203002	Engine & Accessories <i>Mont.Motore Diesel & Accessori</i>	1		MC000001 ~ 000160	
0 - 1	x	3050203008	Control Ass'y, Engine <i>Mont. Acceleratore Motore Diesel</i>	1		MC000001 ~ 000160	
0 - 2	x	3050209001	Electrical System, Diesel <i>Impianto Elettrico Diesel</i>	1		MC000001 ~ 000160	
1		1180100002	* Engine Ass'y <i>Motore Diesel</i>	1		MC000001 ~ 000160	
2		2050202017	* Bracket <i>Supporto Motore Diesel</i>	1		MC000001 ~ 000160	
3		1222074	* Bolt <i>Vite TE</i>	4		MC000001 ~ 000160	M10x50
4		1224103	* Washer, Flat <i>Rosetta Piana</i>	8		MC000001 ~ 000160	M10
5		1224801	* Washer, Spring <i>Rosetta Grower</i>	4		MC000001 ~ 000160	M10
6		1223650	* Nut <i>Dado</i>	4		MC000001 ~ 000160	M10
7		1222031	* Bolt <i>Vite TE</i>	6		MC000001 ~ 000160	M8x20
8		1224794	* Washer, Spring <i>Rosetta Grower</i>	24		MC000001 ~ 000160	M8
9		1224085	* Washer, Flat <i>Rosetta Piana</i>	12		MC000001 ~ 000160	M8
10		1220420040	* Rubber, Cushion <i>Supporto Antivibrante</i>	6		MC000001 ~ 000160	
11		1223570	* Nut <i>Dado</i>	16		MC000001 ~ 000160	M8
12		1223254	* Nut <i>Dado Esagonale con Flangia</i>	2		MC000001 ~ 000160	M6
13		1239655	* Lever Ass'y <i>Leva Acceleratore</i>	1		MC000001 ~ 000160	
14		1220300000	* Boot <i>Soffietto Gomma</i>	1		MC000001 ~ 000160	
15		1120810100	* Cable Control <i>Cavo Acceleratore</i>	1		MC000001 ~ 000160	ø2 L=1000
16		6050203000	* Sheath <i>Guaina Passacavo</i>	1		MC000001 ~ 000160	ø2,8 L=900
17		1239453	* Terminal <i>Terminale per Guaina</i>	2		MC000001 ~ 000160	
18		1222484	* Bolt <i>Vite TPSEI</i>	2		MC000001 ~ 000160	M8x20
19		2050201173	* Cover <i>Coperchio</i>	1		MC000001 ~ 000160	
20		1010908020	* Bolt <i>Vite TECF</i>	8		MC000001 ~ 000160	M8x20
21		1180500002	* Battery <i>Batteria</i>	1		MC000001 ~ 000160	
22		2050201093	* Bracket <i>Supporto Batteria</i>	1		MC000001 ~ 000160	
23		2050201096	* Bracket <i>Staffa Batteria</i>	1		MC000001 ~ 000160	
24		2050201176	* Tie Rod <i>Tirante Batteria</i>	1		MC000001 ~ 000160	
25		1224083	* Washer, Flat <i>Rosetta Piana</i>	7		MC000001 ~ 000160	M8
26		1224070	* Washer, Flat <i>Rosetta Piana</i>	9		MC000001 ~ 000160	M6
27		1223280	* Nut <i>Dado</i>	6		MC000001 ~ 000160	M6
28		1171100000	* Switch, Battery <i>Interuttore Staccabatteria</i>	1		MC000001 ~ 000160	
29		1222011	* Bolt <i>Vite TE</i>	2		MC000001 ~ 000160	M6x25
30		1224791	* Washer, Spring <i>Rosetta Grower</i>	2		MC000001 ~ 000160	M6

NOTE

04-04 (p 1)



KEY		PART No.	DESCRIPTION	Q'TY	CH.	SERIAL No.	REMARKS
No.	S						
31		2050209003	* Cable, Battery (Black) <i>Cavo Batteria (Nero)</i>	1		MC000001 ~ 000160	L=1000
32		2050209002	* Cable, Eart (Black) <i>Cavo di Terra (Nero)</i>	1		MC000001 ~ 000160	L=900
33		2221994	* Bolt <i>Vite TE</i>	2		MC000001 ~ 000160	UNF 5/16"-24x1"
34		2050209004	* Cable, Eart (Black) <i>Cavo di Terra (Nero)</i>	1		MC000001 ~ 000160	L=180
35		2050209000	* Cable, Battery (Red) <i>Cavo Batteria (Rosso)</i>	1		MC000001 ~ 000160	L=550
36		1222006	* Bolt <i>Vite TE</i>	2		MC000001 ~ 000160	M6x16
37		1180100003	* Start Pushbutton <i>Pulsante Avviamento</i>	1		MC000001 ~ 000160	
38		2050209005	* Start Cable <i>Cavo Avviamento</i>	1		MC000001 ~ 000160	
39		1225748	* Clamp, Hose <i>Fascetta Fermatubi</i>	1		MC000001 ~ 000160	
40		2050101004	* Muffler, Terminal <i>Terminale Marmitta</i>	1		MC000001 ~ 000160	
41		1222002	* Bolt <i>Vite TE</i>	2		MC000001 ~ 000160	M6x10

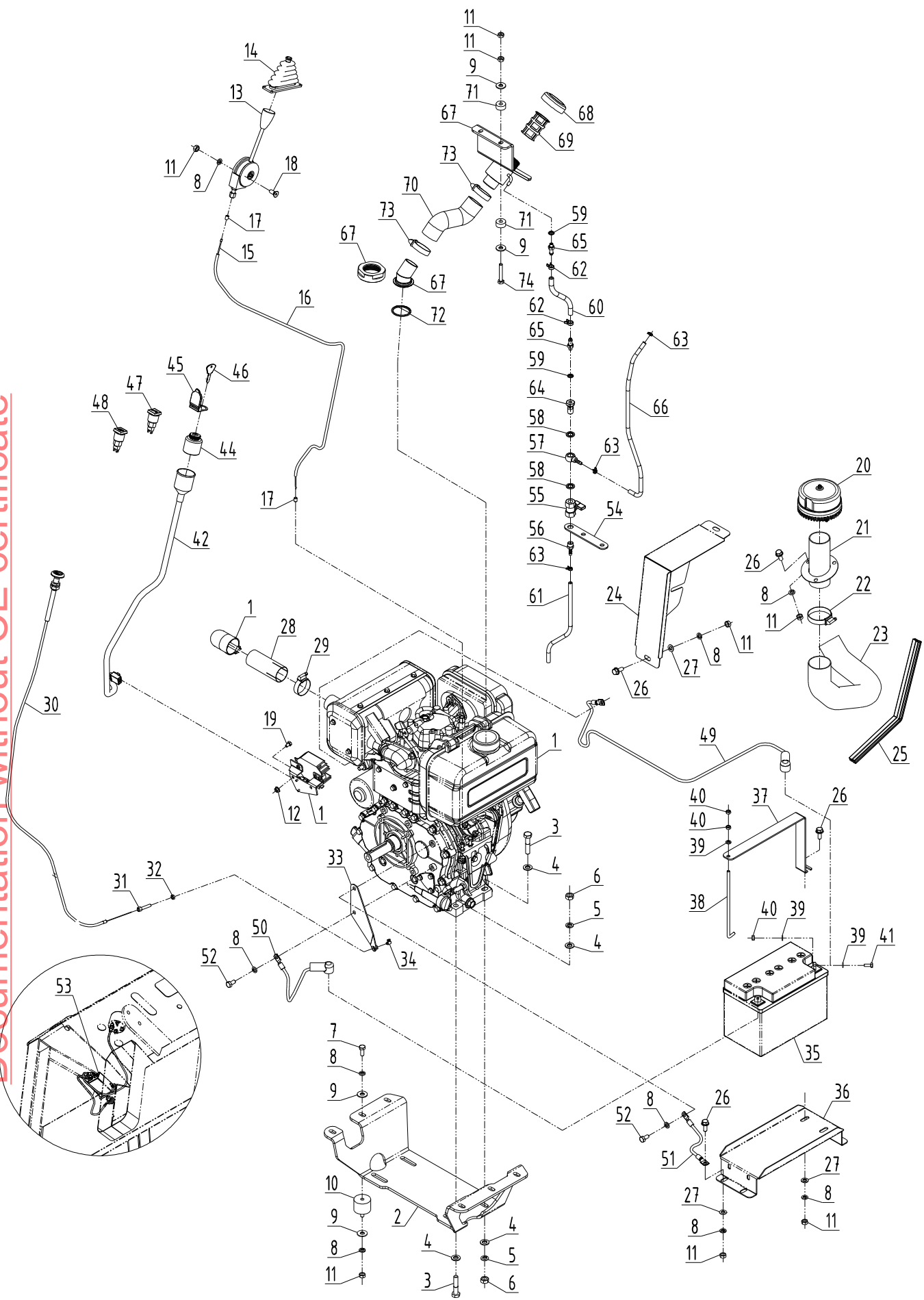
NOTE

04-04(p2)



Documentazione senza certificazione CE
Documentation without CE certificate

MEMO



Documentazione senza certificazione CE

KEY No.	S	PART No.	DESCRIPTION	Q'TY	CH.	SERIAL No.	REMARKS
0	x	3050203009	Engine & Accessories <i>Mont.Motore Diesel & Accessori</i>	1		MC000161 ~	
0 - 1	x	3050203008	Control Ass'y, Engine <i>Mont. Acceleratore Motore Diesel</i>	1		MC000161 ~	
0 - 2	x	3050209002	Electrical System, Diesel <i>Impianto Elettrico Diesel</i>	1		MC000161 ~	
• 1		1180100004	* Engine Ass'y <i>Motore Diesel</i>	1		MC000001 ~ 003076	
• 1		1180100060	* Engine Ass'y <i>Motore Diesel</i>	1		MC003077 ~	
2		2050202017	* Bracket <i>Supporto Motore Diesel</i>	1		MC000161 ~	
3		1222074	* Bolt <i>Vite TE</i>	4		MC000161 ~	M 10x50
4		1224103	* Washer, Flat <i>Rosetta Piana</i>	8		MC000161 ~	M 10
5		1224801	* Washer, Spring <i>Rosetta Grower</i>	4		MC000161 ~	M 10
6		1223650	* Nut <i>Dado</i>	4		MC000161 ~	M 10
7		1222031	* Bolt <i>Vite TE</i>	6		MC000161 ~	M 8x20
8		1224794	* Washer, Spring <i>Rosetta Grower</i>	21		MC000161 ~	M 8
9		1224085	* Washer, Flat <i>Rosetta Piana</i>	12		MC000161 ~	M 8
10		1220420040	* Rubber, Cushion <i>Supporto Antivibrante</i>	6		MC000161 ~	
11		1223570	* Nut <i>Dado</i>	15		MC000161 ~	M 8
12		1223254	* Nut <i>Dado Esagonale con Flangia</i>	2		MC000161 ~	M 6
13		1239655	* Lever Ass'y <i>Leva Acceleratore</i>	1		MC000161 ~	
14		1220300000	* Boot <i>Soffietto Gomma</i>	1		MC000161 ~	
15		1120810100	* Cable Control <i>Cavo Acceleratore</i>	1		MC000161 ~	ø 2 L=1000
16		6050203000	* Sheath <i>Guaina Passacavo</i>	1		MC000161 ~	ø 2,8 L=900
17		1239453	* Terminal <i>Terminale per Guaina</i>	2		MC000161 ~	
18		1222484	* Bolt <i>Vite TPSEI</i>	2		MC000161 ~	M 8x20
19		1222002	* Bolt <i>Vite TE</i>	2		MC000161 ~	M 6x10
20		1180401000	* Filter <i>Prefiltro a Ciclone</i>	1		MC000161 ~	
21		2050201200	* Bracket <i>Flangia Prefiltro</i>	1		MC000161 ~	
22		1225747	* Clamp, Hose <i>Fascetta Stringitubo</i>	2		MC000161 ~	
23		6050203010	* Hose, Filter <i>Tube Aspir. Prefiltro</i>	1		MC000161 ~	
24		2050201235	* Cover <i>Convogliatore Aria Prefiltro</i>	1		MC000161 ~	
25		6050203013	* Seal <i>Guarnizione Conv.Prefiltro</i>	1		MC000161 ~	
26		1010908020	* Bolt <i>Vite TECF</i>	9		MC000161 ~	M 8x20
27		1224083	* Washer, Flat <i>Rosetta Piana</i>	8		MC000161 ~	M 8
28		2050101006	* Muffler, Terminal <i>Scarico Marmitta</i>	1		MC000161 ~	
29		1225748	* Clamp, Hose <i>Fascetta Stringitubo</i>	1		MC000161 ~	

NOTE

04-05(p1)



KEY No.	S	PART No.	DESCRIPTION	Q'TY	CH.	SERIAL No.	REMARKS
30		1120812000	* Cable , Stop <i>Cavo Comando Stop</i>	1		MC000161 ~	
31		1120820101	* Set Screw <i>Registro</i>	1		MC000161 ~	
32		1080311006	* Nut <i>Dado</i>	1		MC000161 ~	M6
33		2050201225	* Bracket <i>Lamiera Aggancio Cavo Stop</i>	1		MC000161 ~	
34		1239450	* Clamp <i>Morsetto</i>	1		MC000161 ~	
35		1180500002	* Battery <i>Batteria</i>	1		MC000161 ~	
36		2050201093	* Bracket <i>Supporto Batteria</i>	1		MC000161 ~	
37		2050201096	* Bracket <i>Staffa Batteria</i>	1		MC000161 ~	
38		2050201176	* Tie Rod <i>Tirante Batteria</i>	1		MC000161 ~	
39		1224070	* Washer, Flat <i>Rosetta Piana</i>	5		MC000161 ~	M6
40		1223280	* Nut <i>Dado</i>	4		MC000161 ~	M6
41		1222006	* Bolt <i>Vite TE</i>	2		MC000161 ~	M6x16
42		2050209006	* Start Cable <i>Cavo Avviamento</i>	1		MC000161 ~	
43		1190100018	* Cover <i>Cappuccio Protezione</i>	1		MC000161 ~	
44		1190100009	* Key, Switch <i>Interr. Avviamento A Chiave</i>	1		MC000161 ~	
45		1190100019	* Cover, Switch <i>Coperchio Snodato Interr. Avviamento</i>	1		MC000161 ~	
46		1190100010	* Key, Start <i>Chiave Avviamento Motore</i>	1		MC000161 ~	
47		1190100016	* Oil Pressure Warning Lamp <i>Spia Pressione Olio Completa</i>	1		MC000161 ~	
48		1190100017	* Charge Warning Lamp <i>Spia Caricabatteria Completa</i>	1		MC000161 ~	
49		2050209000	* Cable , Battery (Red) <i>Cavo Batteria (Rosso)</i>	1		MC000161 ~	L= 550
50		2050209001	* Cable , Battery (Black) <i>Cavo Terra (Nero)</i>	1		MC000161 ~	L= 450
51		2050209004	* Cable , Eart (Black) <i>Cavo di Terra (Nero)</i>	1		MC000161 ~	L= 180
52		1222027	* Bolt <i>Vite TE</i>	2		MC000161 ~	M8x16
53		5180100015	* Service Hour Meter (Optional) <i>Kit Contatore (Optional)</i>	1		MC000161 ~	
54		2050201317	* Cock Bracket <i>Staffa Rubinetto Spurgo</i>	1		MC000161 ~	
55		1141812200	* Cock <i>Rubinetto</i>	1		MC000161 ~	1/4"-1/4"
56		1141012000	* Connector <i>Portagomma</i>	1		MC000161 ~	1/4"-D.6
57		1141012001	* Connector <i>Portagomma a occhio</i>	1		MC000161 ~	1/4"-D.6
58		3251845	* Washer, Seal <i>Rondella GM</i>	2		MC000001 ~	1/4"
59		1150430008	* Washer, Seal <i>Rondella GM</i>	2		MC000161 ~	D.8
60		6032703000	* Hose Fuel <i>Tubo Carburante</i>	1		MC000161 ~	L= 135
61		6032703001	* Hose Fuel <i>Tubo Carburante</i>	1		MC000161 ~	L= 250
62		1225822	* Clips <i>Clips</i>	1		MC000161 ~	D.11,6÷12,3

NOTE

04-05(p2)

LA100N DIESEL ENGINE & ACCESSORIES

MOTORE DIESEL E ACCESSORI

REV. No ④

4

CARRY 107

- 79 -

SHEET No. 4-5



Documentazione senza certificazione CE

KEY No.	S	PART No.	DESCRIPTION	Q'TY	CH.	SERIAL No.	REMARKS
63		1110540009	* Clips <i>Clips</i>	1		MC000161 ~	D.9,6÷9,9
64		2050204020	* Bolt <i>Vite Forata</i>	1		MC000161 ~	1/4"
65		2050204019	* Connector <i>Portagomma Speciale</i>	1		MC000161 ~	M8x1
66		6032703019	* Hose Fuel <i>Tubo Carburante</i>	1		MC000161 ~	L=530
67		2050203008	* Fuel Collector <i>Collettore Carburante</i>	1		MC000161 ~	
68		*****	* Fuel Cap <i>Tappo Carburante</i>	1		MC000161 ~	YANMAR 114288-55041
69		*****	* Fuel Filter <i>Filtro Carburante</i>	1		MC000161 ~	YANMAR 114299-55100
70		2050210003	* Hose Fuel <i>Tubo Carico Carburante</i>	1		MC000161 ~	
71		2050210004	* Thickness <i>Spessore</i>	4		MC000161 ~	H=11
72		1150410039	* O-Ring <i>Anello OR</i>	1		MC000161 ~	D.37,69x3,53
73		1225744	* Clamp, Hose <i>Fascetta Stringitubo</i>	2		MC000161 ~	
74		1222050	* Bolt <i>Vite TE</i>	2		MC000161 ~	M8x50

NOTE

04-05(p3)



Documentazione senza certificazione CE
Documentation without CE certificate

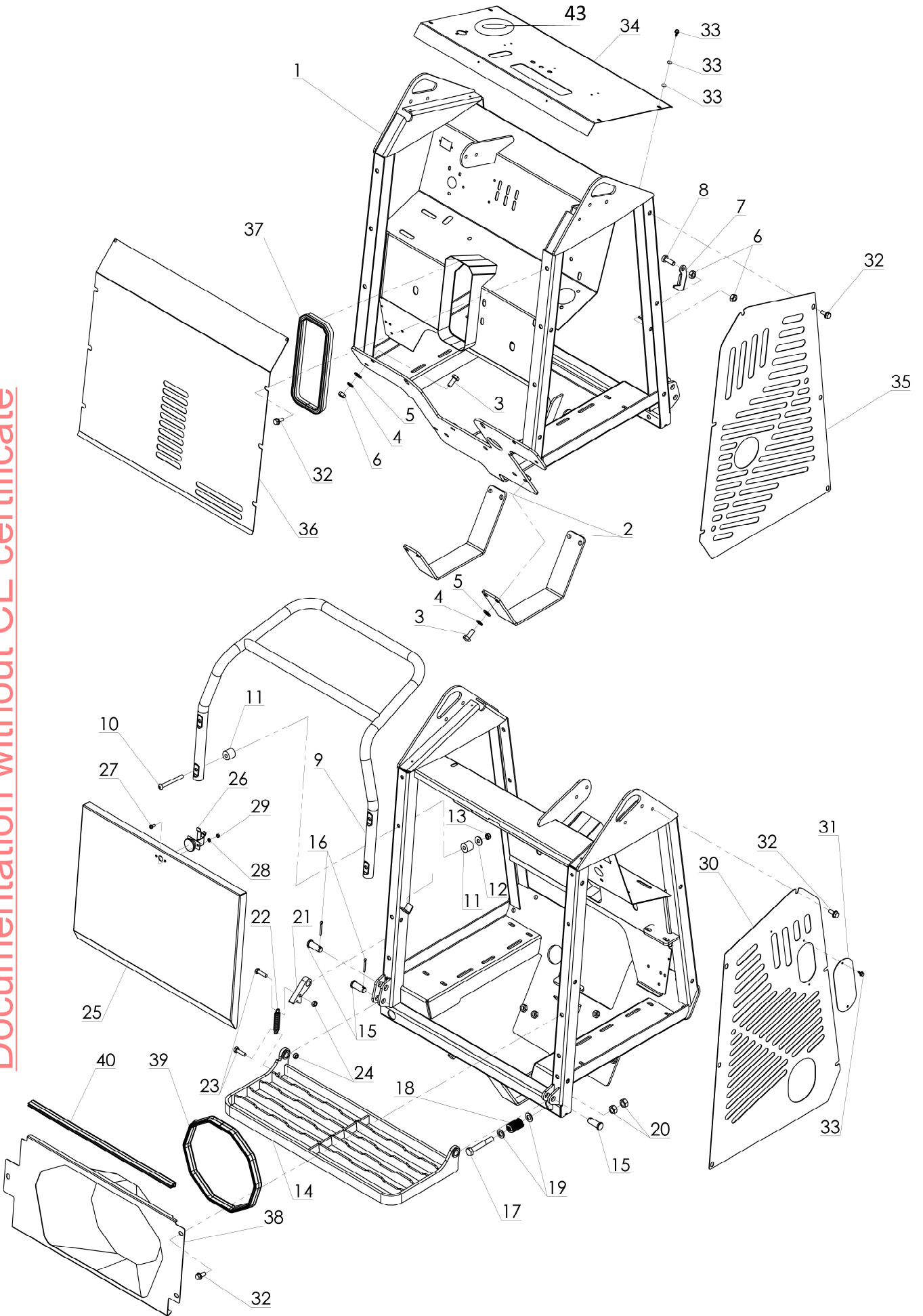
MEMO

SECTION 5
SEZIONE 5

OPERATOR POSITION, COVER & RELATED PARTS
POSTO GUIDA, CARTERATURE E RELATIVI ACCESSORI

Documentazione senza certificazione CE
Documentation without CE certificate

KATO IMER S.p.A.



KEY No.	S	PART No.	DESCRIPTION	Q'TY	CH.	SERIAL No.	REMARKS
0	x	3050201002	Operator Place Ass'y <i>Montaggio Posto Guida</i>	1		MC000001 ~	
0 - 1	x	3050207000	Cover Ass'y <i>Montaggio Carter</i>	1		MC000001 ~	
1		2050202010	* Operator Place <i>Posto Guida</i>	1		MC000001 ~	
2		2050201121	* Cover <i>Lamiere Protezione Trazione</i>	2		MC000001 ~	
3		1222061	* Bolt <i>Vite TE</i>	16		MC000001 ~	M10x25
4		1224801	* Washer, Spring <i>Rosetta Grower</i>	16		MC000001 ~	M10
5		1224103	* Washer, Flat <i>Rosetta Piana</i>	16		MC000001 ~	M10
6		1223650	* Nut <i>Dado</i>	8		MC000001 ~	M10
• 7		2050201105	* Bracket <i>Staffa Fermo Pedana</i>	1		MC000001 ~ S009933380	
•		3301310	* Bracket <i>Staffa Fermo Pedana</i>	1		S009933381 ~	
8		1222065	* Bolt <i>Vite TE</i>	1		MC000001 ~	M10x30
9		2050202021	* Operator handle <i>Maniglia Operatore</i>	1		MC000001 ~	
10		1040208080	* Bolt <i>Vite TBEI</i>	4		MC000001 ~	M8x80
11		2050210000	* Rubber, Cushion <i>Spessore Neoprene</i>	8		MC000001 ~	
12		1224085	* Washer, Flat <i>Rosetta Piana</i>	4		MC000001 ~	M8
13		1223918	* Nut, Lock <i>Dado Autobloccante</i>	4		MC000001 ~	M8
• 14		2050202102	* Footboard <i>Pedana</i>	1		MC000001 ~ S009933380	
•		3301309	* Footboard <i>Pedana</i>	1		S009933381 ~	
15		2050205014	* Pin <i>Perno Pedana</i>	3		MC000001 ~	
16		1226454	* Pin, Cotter <i>Copiglia</i>	3		MC000001 ~	ø4x30
17		1222120	* Bolt <i>Vite TE</i>	2		MC000001 ~	M12x80
18		1120430400	* Spring <i>Molla Ammortizzatrice Pedana</i>	2		MC000001 ~	
19		1224121	* Washer, Flat <i>Rosetta Piana</i>	6		MC000001 ~	M12
20		1223700	* Nut <i>Dado</i>	4		MC000001 ~	M12
21		2050201106	* Bracket <i>Blocco Pedana Abbassata</i>	1		MC000001 ~	
22		1120410200	* Spring <i>Molla Blocco Pedana</i>	1		MC000001 ~	
23		1222037	* Bolt <i>Vite TE</i>	2		MC000001 ~	M8x30
24		1223570	* Nut <i>Dado</i>	2		MC000001 ~	M8
25		2050202025	* Cover <i>Sportello Posteriore</i>	1		MC000001 ~	
• 25 - 1		2050202057	* Cover <i>Sportello Posteriore</i>	1		MC000001 ~	for IMER France per IMER France
26		1190500003	* Lock, Ass'y <i>Chiusura A Compressione</i>	1		MC000001 ~	
27		1222845	* Bolt <i>Vite TCBC</i>	2		MC000001 ~	M5x10
28		1224780	* Washer, Spring <i>Rosetta Grower</i>	2		MC000001 ~	M5
29		1223246	* Nut <i>Dado</i>	2		MC000001 ~	M5

NOTE



Documentazione senza certificazione CE

KEY		PART No.	DESCRIPTION	Q'TY	CH.	SERIAL No.	REMARKS
No.	S						
30		2050201110	* Cover, Side (R.H.) (Gasoline Machine) <i>Carter Laterale Dx. (Macchina Benzina)</i>	1		MC000001 ~	
30 - 1		2050201120	* Cover, Side (R.H.) (Diesel Machine) <i>Carter Laterale Dx. (Macchina Diesel)</i>	1		MC000001 ~	
31		2050201114	* Cover <i>Coperchio Ausiliari</i>	1		MC000001 ~	
32		1010908020	* Bolt <i>Vite TECF</i>	21		MC000001 ~	M8x20
• 33		1060948013	* Bolt <i>Vite TECF Autofilettante</i>	6	←	MC000001 ~ 002373	ø4,8x13
•		3292381	* Bolt <i>Vite TBEI</i>	6	○	MC002374 ~	M6x15
34		2050201112	* Cover (Gasoline Machine) <i>Carter Superiore (Macchina Benzina)</i>	1		MC000001 ~	
34 - 1		2050201197	* Cover (Diesel Machine) <i>Carter Superiore (Macchina Diesel)</i>	1		MC000001 ~	LA100 Engine
34 - 2		2050201262	* Cover (Diesel Machine) <i>Carter Superiore (Macchina Diesel)</i>	1		MC000001 ~	LA100N Engine
35		2050201111	* Cover, Side (L.H.) (Gasoline Machine) <i>Carter Laterale Sx. (Macchina Benzina)</i>	1		MC000001 ~	
35 - 1		2050201119	* Cover, Side (L.H.) (Diesel Machine) <i>Carter Laterale Sx. (Macchina Diesel)</i>	1		MC000001 ~	
36		2050201113	* Cover <i>Carter Anteriore</i>	1		MC000001 ~	
37		6050203003	* Seal <i>Guarnizione Pulpito</i>	1		MC000001 ~	L=670
38		2050202042	* Cover (Diesel Machine) <i>Carter Conico (Macchina Diesel)</i>	1		MC000001 ~	LA100N Engine
39		6050203011	* Seal <i>Guarnizione Posteriore Carter Conico</i>	1		MC000001 ~	LA100N Engine
40		6050203012	* Seal <i>Guarnizione Superiore Carter Conico</i>	1		MC000001 ~	LA100N Engine
41		1224070	* Washer, Flat <i>Rosetta Piana</i>	6		MC002374 ~	M6
• 42		1224791	* Washer, Spring <i>Rosetta Grower</i>	6		MC002374 ~	M6
43		3301330	* Spherical level <i>Livella sferica</i>	1		S009933381 ~	

NOTE

05-01(p2)

OPERATOR POSITION & COVER
POSTO GUIDA E CARTERATURE

CARRY 107

REV. No ③

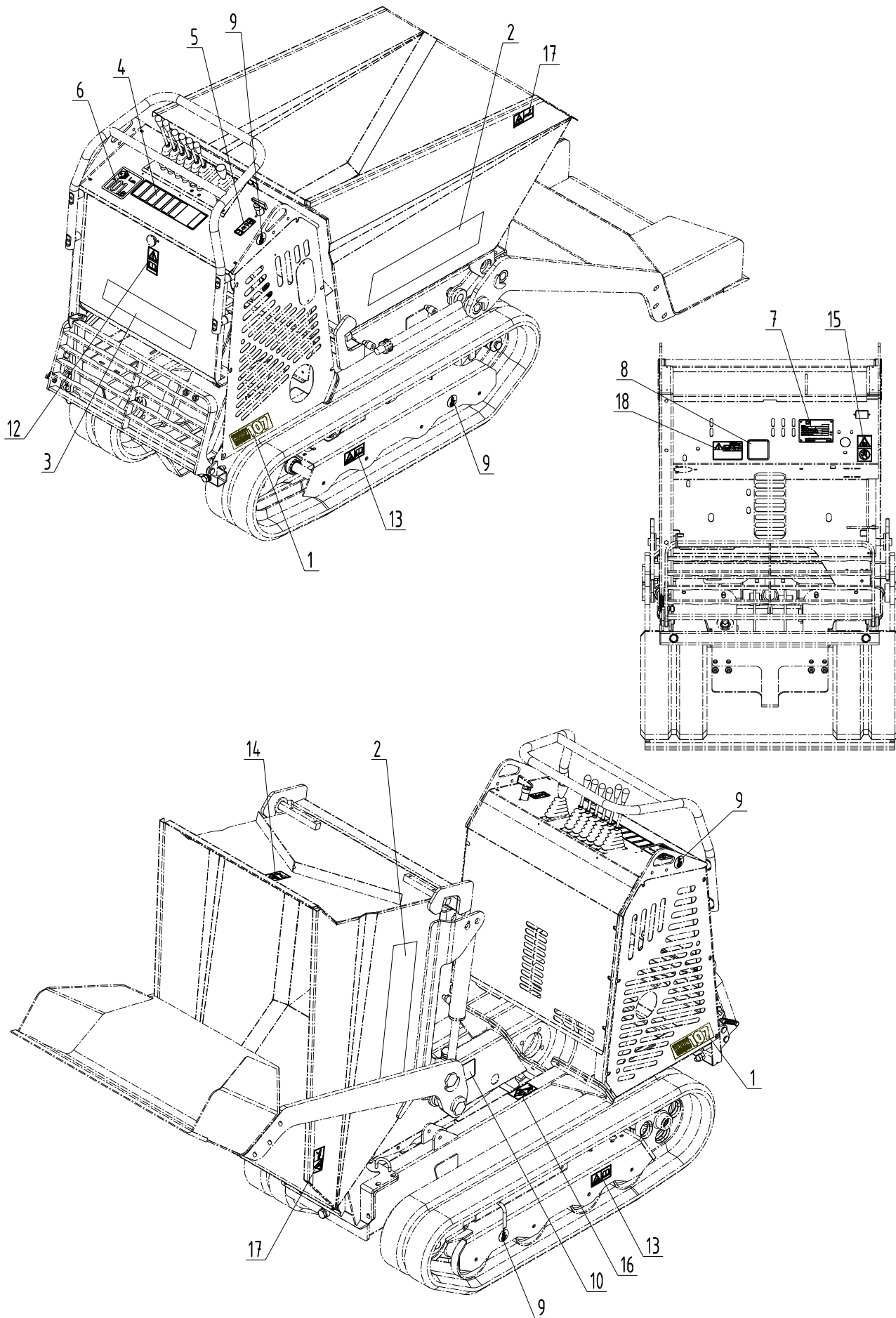
5

SHEET No. 5-1



Documentazione senza certificazione CE
Documentation without CE certificate

MEMO



Documentazione senza certificazione CE

KEY No.	S	PART No.	DESCRIPTION	Q'TY	CH.	SERIAL No.	REMARKS
0	x	3050211012	Plate Ass'y, Name "E" Mac.(Gasol.Eng.W E.Start) <i>Mont. Etich. Macchina Esp.(Mot.Benzina con Avv.Elet.)</i>	1		MC000001 ~	
0 - 1	x	3050211000	Plate Ass'y, Name "Plus" Mac.(Gasol.Eng.W E.Start) <i>Mont. Etich. Macch. "Plus" (Mot. Benzina con Avv.Elet.)</i>	1		MC000001 ~	
0 - 2	x	3050211010	Plate Ass'y, Name Basis Mac.(Gasol.Eng.W E.Start) <i>Mont. Etich. Macchina Base (Mot. Benzina con Avv.Elet.)</i>	1		MC000001 ~	
0 - 3	x	3050211013	Plate Ass'y, Name for "E" Machine (Gasoline Engine) <i>Montaggio Etichette Macchina Espan.(Motore Benzina)</i>	1		MC000001 ~	
0 - 4	x	3050211011	Plate Ass'y, Name for "Plus" Machine (Gasol.Engine) <i>Montaggio Etichette Macchina Plus (Motore Benzina)</i>	1		MC000001 ~	
0 - 5	x	3050211009	Plate Ass'y, Name for Basis Machine (Gasol.Engine) <i>Montaggio Etichette Macchina Base (Motore Benzina)</i>	1		MC000001 ~	
0 - 6	x	3050211015	Plate Ass'y, Name "E" Mac.(Diesel Eng.W E.Start) <i>Mont. Etich. Macchina Espan.(Mot. Diesel con Avv.Elet.)</i>	1		MC000001 ~	
0 - 7	x	3050211014	Plate Ass'y, Name "Plus" Mac.(Diesel Eng.W E.Start) <i>Mont. Etich. Macchina "Plus" (Mot. Diesel con Avv.Elet.)</i>	1		MC000001 ~	
1		2050207035	* Name Plate for "E" Machine <i>Etich. Ades. Logo Carry 107 Macchina Espan.</i>	2		MC000001 ~	
1 - 1		2050207034	* Name Plate for "Plus" & Basis Machine <i>Etich. Ades. Logo Carry 107 Mac. "Plus" & Base</i>	2		MC000001 ~	
1 - 2		2050207031	* Name Plate for HI-TIP machine <i>Etich. Ades. Logo Carry 107 Macchina HI-TIP</i>	2		MC000001 ~	
2		2020807039	* Name Plate (IHIMER - Shadow) <i>Etich. Ades. Logo IHIMER Ombra</i>	2	FX	MC000001 ~ *****	H = 80
3		2034207055	* Name Plate (KATO IMER 450x60) <i>Etich. Ades. KATO IMER 450x60</i>	2	FX	MC00***** ~	
4		2020007002	* Name Plate (IHIMER - Shadow) <i>Etich. Ades. Logo IHIMER Ombra</i>	1	FX	MC000001 ~ *****	H = 50
4 - 1		2030807137	* Name Plate (KATO IMER 300x40) <i>Etich. Ades. KATO IMER 300x40</i>	1		MC00***** ~	
4 - 2		2050207004	* Name Plate Control and Operating ("E" Machine) <i>Etich. Ades. Comandi Carry 107 (Macchina "E")</i>	1		MC000001 ~	
5		2050207005	* Name Plate Control and Operating ("Plus" Mach.) <i>Etich. Ades. Comandi Carry 107 (Macchina "Plus")</i>	1		MC000001 ~	
6		2050207006	* Name Plate Control and Operating (Basis Mach.) <i>Etich. Ades. Comandi Carry 107 (Macchina Base)</i>	1		MC000001 ~	
6 - 1		2050207007	* Name Plate Battery Switch (Only if Equipped) <i>Etich. Ades. Uso Staccabatteria (Solo se Presente)</i>	1		MC000001 ~	
6 - 2		2050007000	* Name Plate (LWA 100) (Gasoline Engine) <i>Etich. Ades. Rumore (LWA 100) (Motore Benzina)</i>	1		MC000001 ~	
6 - 3		3292704	* Name Plate (LWA 101) (Gasoline Engine) <i>Etich. Ades. Rumore (LWA 101) (Motore Benzina)</i>	1		MC000001 ~	
7		2050207023	* Name Plate (LWA 108) (Diesel Engine) <i>Etich. Ades. Rumore (LWA 108) (Motore Diesel)</i>	1		MC000001 ~	
8		2050207024	* Name Plate (Headset) (Diesel Engine) <i>Etich. Ades. Utilizzo con Cuffie (Motore Diesel)</i>	1		MC000001 ~	
8 - 1		3292730	* Name Plate (Serial N°) <i>Targ.Allum.Modello</i>	1	FX	MC000001 ~ *****	
9		2000007006	* Name Plate (Serial N°) <i>Targ.Allum.Modello</i>	1		MC00***** ~	
10		2050207016	* Name Plate (Gasoline) <i>Etich. Ades. Benzina</i>	1		MC000001 ~	
11		1288243	* Name Plate (Diesel) <i>Etich. Ades. Diesel</i>	1		MC000001 ~	
12	x	3262192	* Name Plate (Lifting) <i>Etich. Ades. Punti Aggancio Sollevamento</i>	4		MC000001 ~	
13	x	1288971	* Name Plate (Hydraulic Oil) <i>Etich. Ades. Rifornimento Olio Idraulico</i>	1		MC000001 ~	
14	x	2050207012	* Name Plate, Kit (Safety) <i>Kit Etich. Ades. Sicurezza</i>	1		MC000001 ~	
15	x	3251653	* * Name Plate <i>Etich. Sicur. Pericolo Generico</i>	1		MC000001 ~	
16	x	3251657	* * Name Plate <i>Etich. Peri. Valvola Grasso</i>	2		MC000001 ~	
17	x	2050207013	* * Name Plate <i>Etich. Peric. Parti Sospese</i>	1		MC000001 ~	

NOTE

05-02(p1)



Documentazione senza certificazione CE

Documentation without CE certificate

KEY No.	S	PART No.	DESCRIPTION	Q'TY	CH.	SERIAL No.	REMARKS
15	x	2050207015	* * Name Plate <i>Etich. Peric. Superfici Calde</i>	1		MC000001 ~	
16	x	2050207014	* * Name Plate <i>Etich. Peric. Uso Sicurezza Corpi Sospesi</i>	1		MC000001 ~	
17		2030807012	* Name Plate <i>Etich. A des. Peric. Ces oiam.</i>	2		MC000001 ~	
18		2050207028	* Name Plate Refueling (Gasoline Engine) <i>Etich. A des. Rifom im. Carburante (Motore Benzina)</i>	1		MC000001 ~	
18 - 1		2030807012	* Name Plate Refueling (Diesel Engine) <i>Etich. A des. Rifom im. Carburante (Motore Diesel)</i>	1		MC000001 ~	

NOTE

05-02(p2)

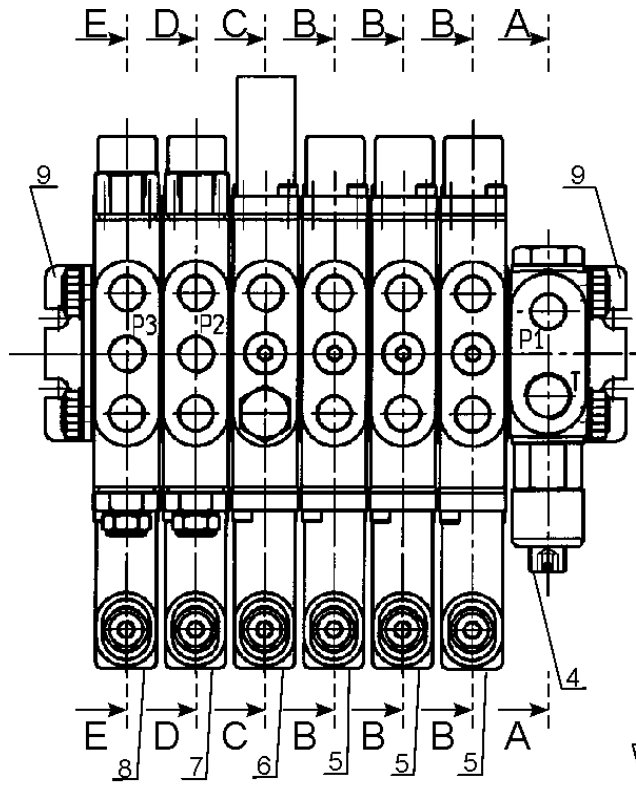


SECTION 6
SEZIONE 6

HYDRAULIC INSTRUMENT
STRUMENTAZIONE IDRAULICA

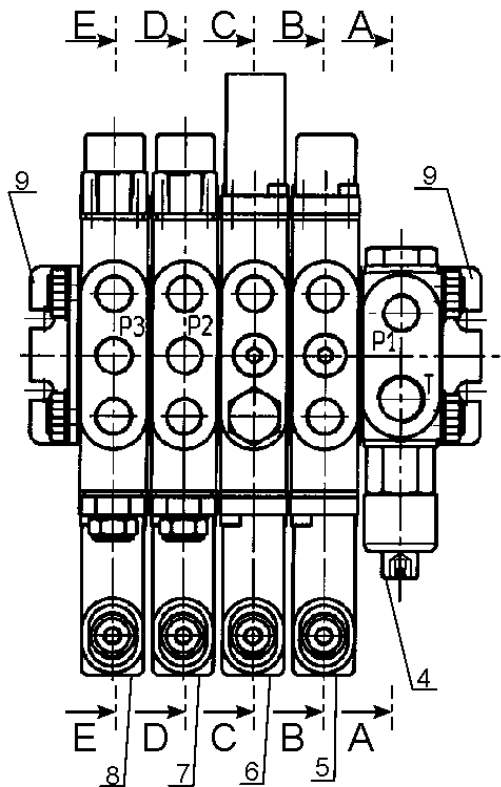
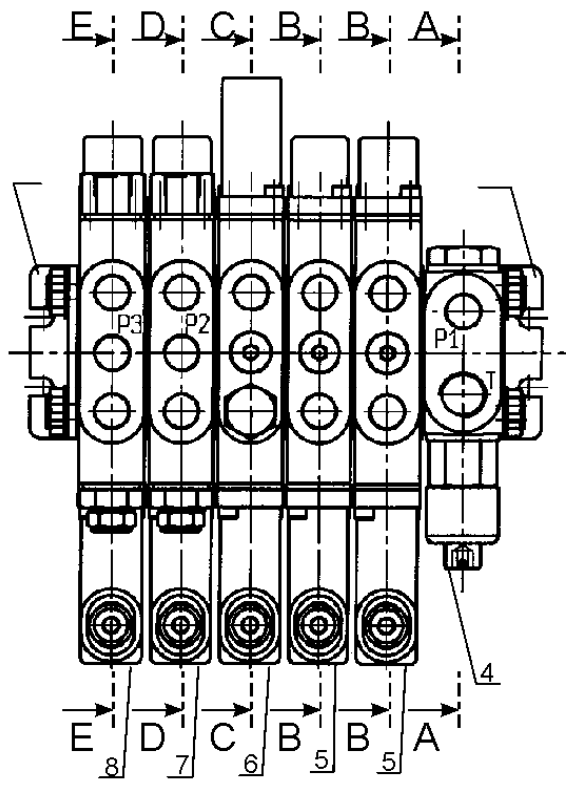
Documentazione senza certificazione CE
Documentation without CE certificate

KATO IMER S.p.A.



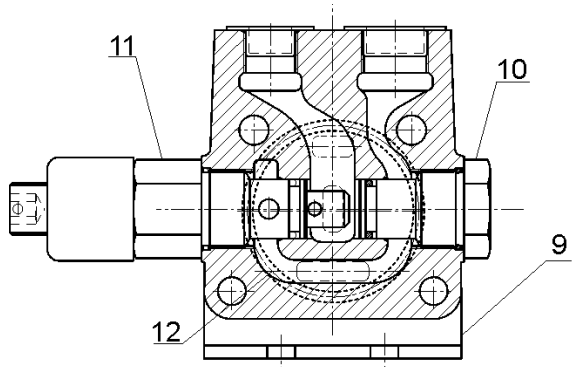
"E" MACHINE (6 ELEMENTS)
 MACCHINA "E" (6 ELEMENTI)

"PLUS" MACHINE (5 ELEMENTS)
 MACCHINA "PLUS" (5 ELEMENTI)

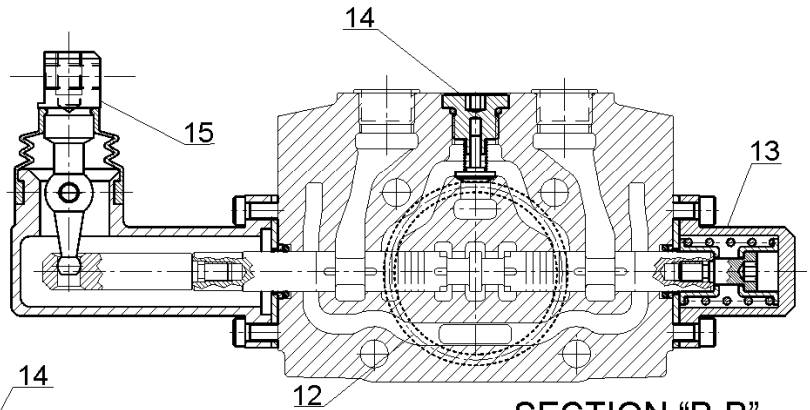


BASIS MACHINE (4 ELEMENTS)
 MACCHINA BASE (4 ELEMENTI)

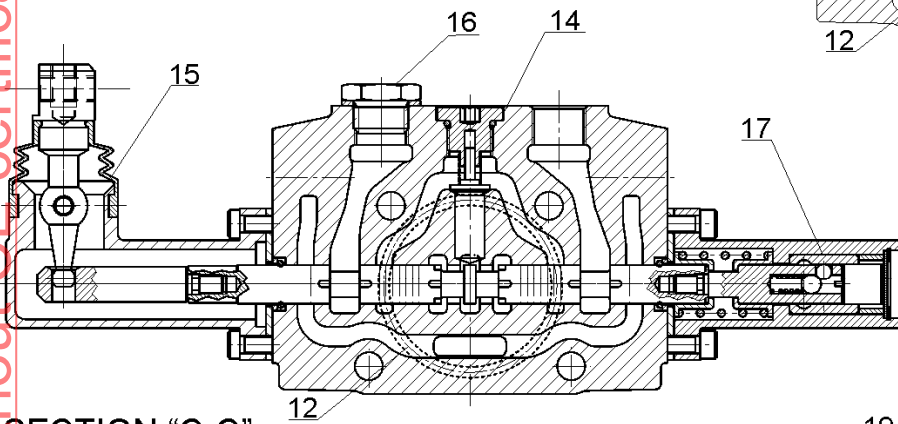
Documentazione senza certificazione CE
Documentation without CE certificate



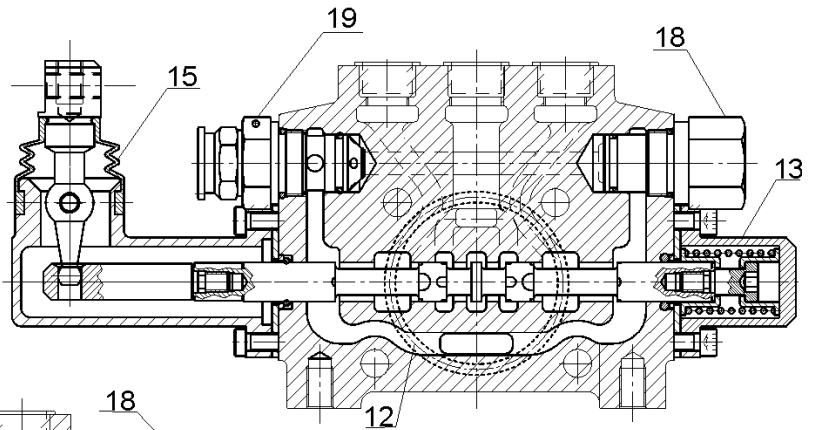
SECTION "A-A"
SEZIONE "A-A"



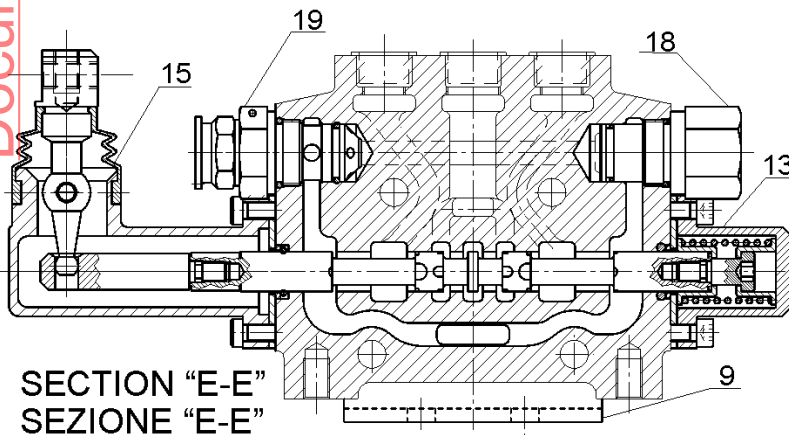
SECTION "B-B"
SEZIONE "B-B"



SECTION "C-C"
SEZIONE "C-C"



SECTION "D-D"
SEZIONE "D-D"



SECTION "E-E"
SEZIONE "E-E"



Documentazione senza certificazione CE

Documentation without CE certificate

KEY No.	S	PART No.	DESCRIPTION	Q'TY	CH.	SERIAL No.	REMARKS
1		1150610005	* Valve Ass'y, Control <i>Distributore 6 Leve</i>	1		MC000001 ~	
1 - 1		4041000416	* * Seal, Kit <i>Kit guarnizioni (Distributore 6 Leve)</i>	1		MC000001 ~	
1 - 2		4041000413	* * Tie Rod, Kit <i>Kit Tiranti (Distributore 6 Leve)</i>	1		MC000001 ~	
2		1150610004	* Valve Ass'y, Control <i>Distributore 5 Leve</i>	1		MC000001 ~	
2 - 1		4041000415	* * Seal, Kit <i>Kit guarnizioni (Distributore 5 Leve)</i>	1		MC000001 ~	
2 - 2		4041000412	* * Tie Rod, Kit <i>Kit Tiranti (Distributore 5 Leve)</i>	1		MC000001 ~	
3		1150610003	* Valve Ass'y, Control <i>Distributore 4 Leve</i>	1		MC000001 ~	
3 - 1		4041000414	* * Seal, Kit <i>Kit guarnizioni (Distributore 4 Leve)</i>	1		MC000001 ~	
3 - 2		4041000411	* * Tie Rod, Kit <i>Kit Tiranti (Distributore 4 Leve)</i>	1		MC000001 ~	
4		4041000399	* Block Ass'y, Entry <i>Elemento Entrata</i>	1		MC000001 ~	
5		4041000400	* Block Ass'y <i>Elemento distributore</i>	3		MC000001 ~	
6		4041000401	* Block Ass'y, Double Speed <i>Elemento distributore, Doppia Velocità</i>	1		MC000001 ~	
7		4041000402	* Block Ass'y, Traction (R.H.) <i>Elemento distributore, Trazione Dx.</i>	1		MC000001 ~	
8		4041000403	* Block Ass'y, Traction (L.H.) <i>Elemento distributore, Trazione Sx.</i>	1		MC000001 ~	
9		4015000066	* Bucket <i>Piastra Appoggio</i>	1		MC000001 ~	
10		4015000065	* Plug, Kit <i>Kit Tappi</i>	1		MC000001 ~	
11		4041000404	* Valve Ass'y, Overload Relief <i>Valvola Scarico Sovraccarico</i>	1		MC000001 ~	
12		4041000405	* Ring, "O" <i>Anello di Tenuta</i>	1		MC000001 ~	
13		4041000406	* Return, Kit <i>Kit Ritorno</i>	1		MC000001 ~	
14		4015000068	* Retainer, Valve Kit <i>Kit Valvola di Ritegno</i>	1		MC000001 ~	
15		4041000407	* Control, Kit <i>Kit Controllo</i>	1		MC000001 ~	
16		4015000083	* Plug, Kit <i>Kit Tappi</i>	1		MC000001 ~	
17		4041000408	* Coupling, Kit <i>Kit Aggancio</i>	1		MC000001 ~	
18		4041000409	* Plug, Kit <i>Kit Tappi</i>	1		MC000001 ~	
19		4041000410	* Valve Ass'y <i>Valvola Antiurto</i>	1		MC000001 ~	

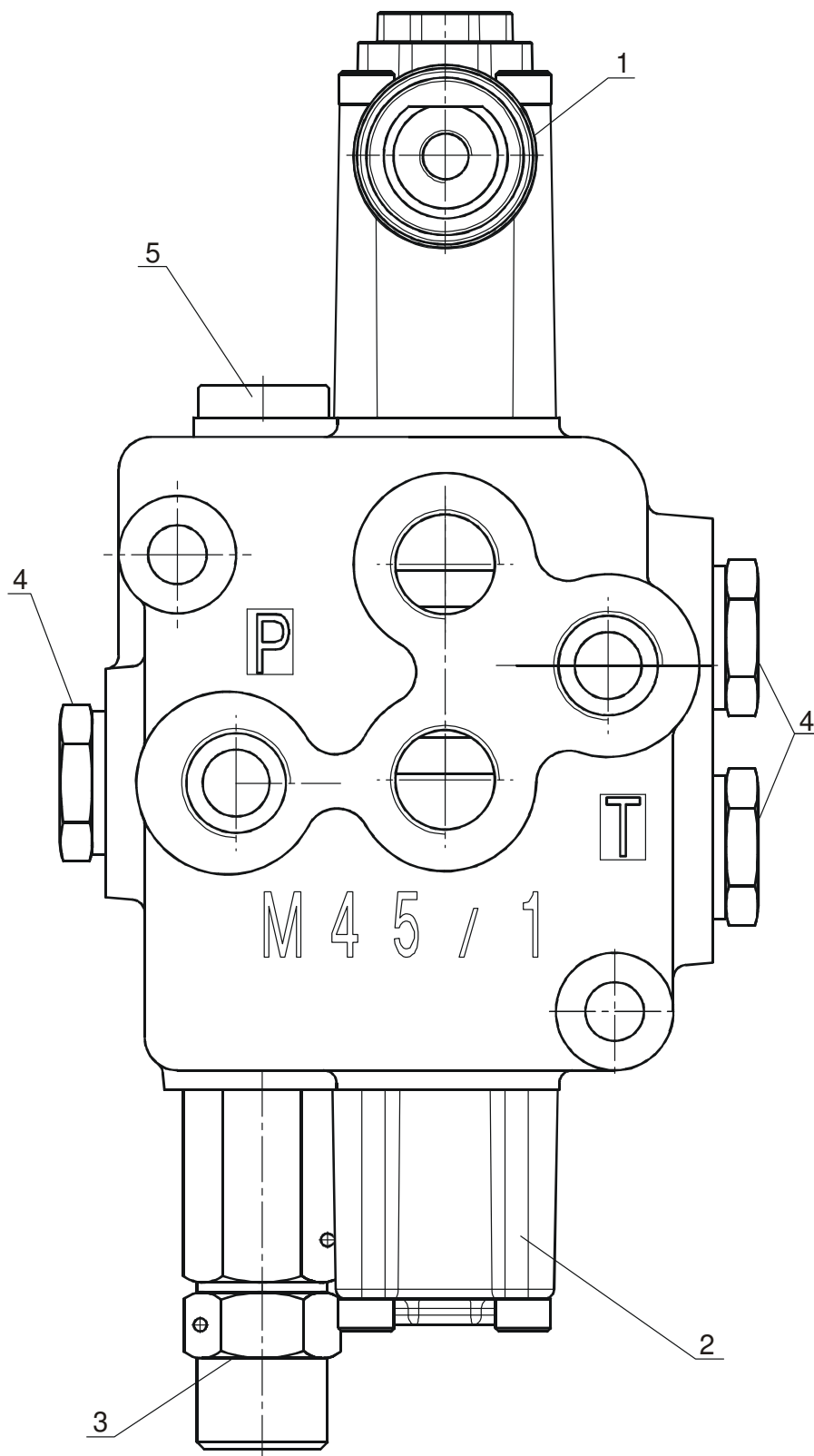
NOTE

06-01



Documentazione senza certificazione CE
Documentation without CE certificate

MEMO



Documentazione senza certificazione CE

Documentation without CE certificate

KEY		PART No.	DESCRIPTION	Q'TY	CH.	SERIAL No.	REMARKS
No.	S						
0		1150610006	* Valve Ass'y, Control <i>Distributore Pala Betoniera</i>	1		BT107001 ~	
0 - 1		4041000426	* * Seal, Kit <i>Kit guarnizioni (Distributore 6 Leve)</i>	1		BT107001 ~	
1		4041000427	* Control, Kit <i>Kit Controllo</i>	1		BT107001 ~	
2		4041000428	* Return, Kit <i>Kit Ritorno</i>	1		BT107001 ~	
3		4041000429	* Valve Ass'y, Overload Relief <i>Valvola Scarico Sovraccarico</i>	1		BT107001 ~	
4		4041000430	* Plug, Kit <i>Kit Tappi</i>	1		BT107001 ~	
5		4041000431	* Retainer, Valve Kit <i>Kit Valvola di Ritegno</i>	1		BT107001 ~	

NOTE

06-02



Documentazione senza certificazione CE
Documentation without CE certificate

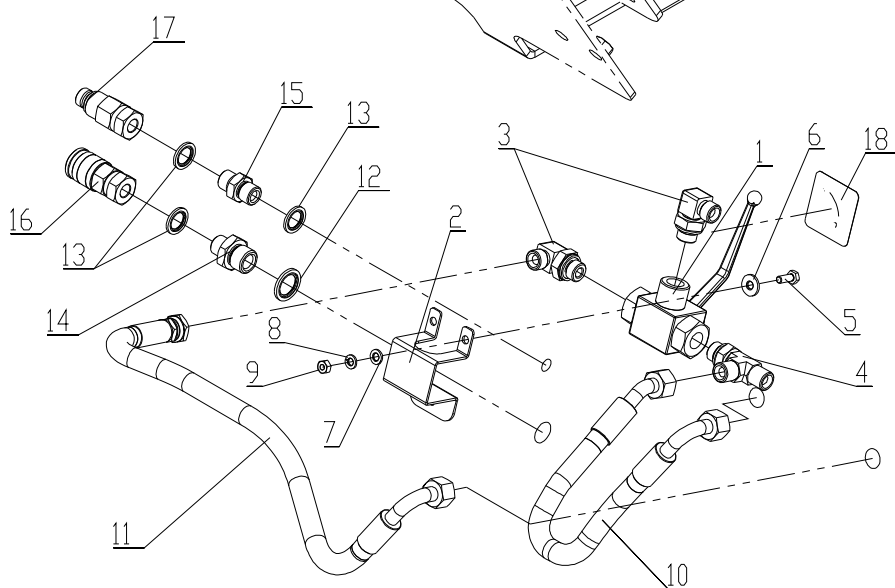
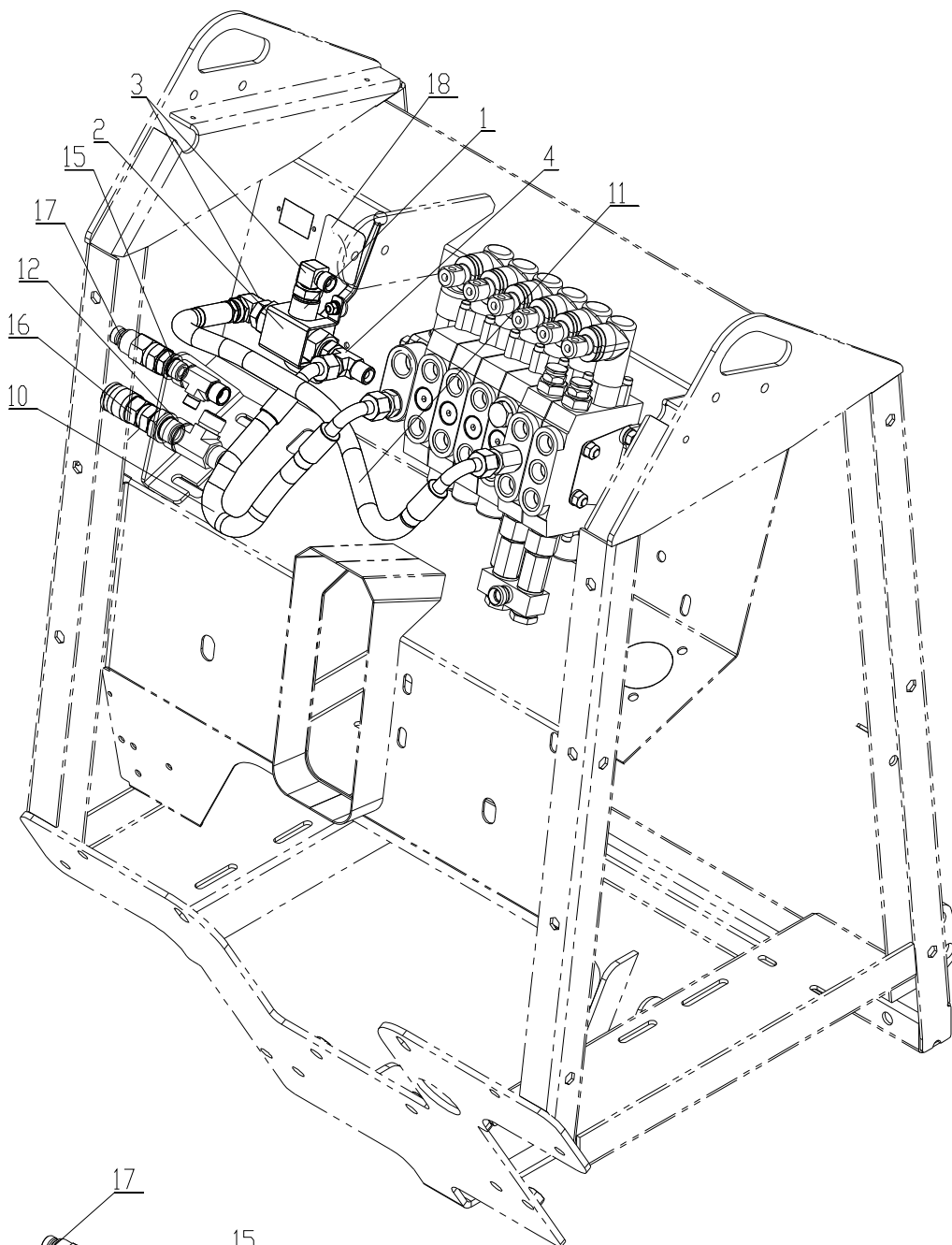
MEMO

SECTION 7
SEZIONE 7

OPTIONAL ACCESSORIES
ACCESSORI OPZIONALI

Documentazione senza certificazione CE
Documentation without CE certificate

KATO IMER S.p.A.



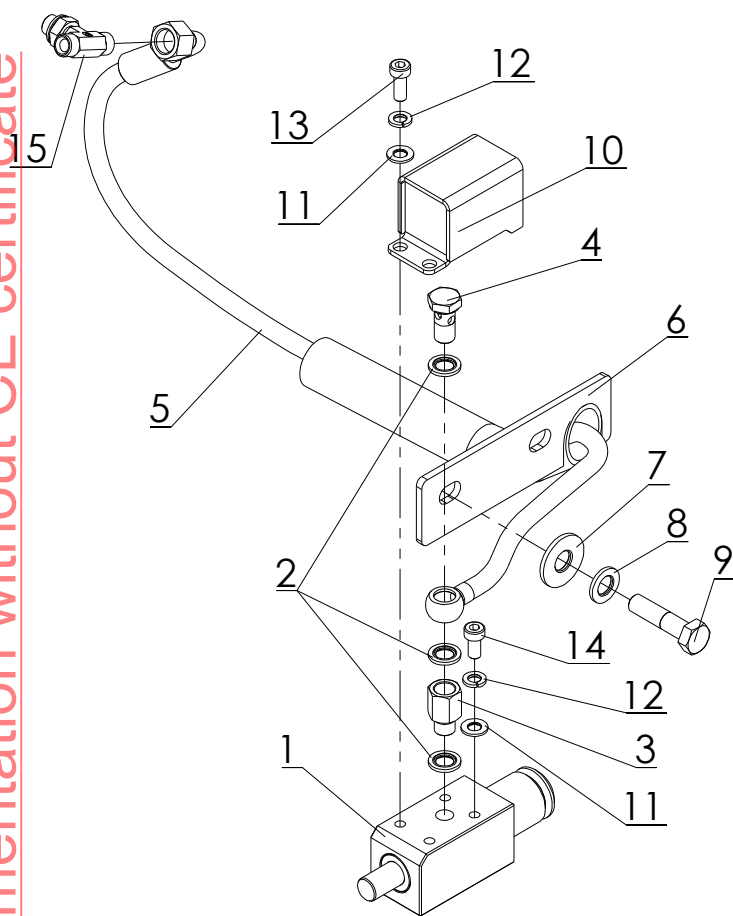
Documentazione senza certificazione CE

KEY No.	S	PART No.	DESCRIPTION	Q'TY	CH.	SERIAL No.	REMARKS
0		5180100000	Kit Hi-Flow <i>Kit Hi-Flow</i>	1		MC000001 ~	
1		1150370002	* Valve Ass'y <i>Deviatore a sfera 3 vie</i>	1		MC000001 ~	
2		2050201177	* Bracket <i>Staffa Deviatore</i>	1		MC000001 ~	
3		1140213300	* Connector <i>Raccordo a 90°</i>	1		MC000001 ~	3/8"
4		1140413301	* Tee <i>Raccordo oleodinamico a "T"</i>	1		MC000001 ~	3/8"
5		1222006	* Bolt <i>Vite TE</i>	3		MC000001 ~	M6x16
6		1224074	* Washer, Flat <i>Rosetta Piana</i>	3		MC000001 ~	M6
7		1224070	* Washer, Flat <i>Rosetta Piana</i>	3		MC000001 ~	M6
8		1224791	* Washer, Spring <i>Rosetta Grower</i>	3		MC000001 ~	M6
9		1223280	* Nut, Hex <i>Dado Esagonale</i>	2		MC000001 ~	M6
10		1130223005	* Hose Ass'y <i>Tube Idraulico</i>	1		MC000001 ~	L=280
11		1130223024	* Hose Ass'y <i>Tube Idraulico</i>	1		MC000001 ~	L=540
12		1220140	* Washer, Seal <i>Rondella Gm</i>	1		MC000001 ~	1/2"
13		3251846	* Washer, Seal <i>Rondella Gm</i>	3		MC000001 ~	3/8"
14		1220624	* Adapter <i>Raccordo oleodinamico Dritto</i>	1		MC000001 ~	1/2"-3/8"
15		1220608	* Adapter <i>Raccordo oleodinamico Dritto</i>	1		MC000001 ~	3/8"
• 16		1141513000	* Quick Connector (Female) <i>Innesto Rapido (Femmina)</i>	1		MC000001 ~	3/8"
• 17		1141513000	* Quick Connector (Male) <i>Innesto Rapido (Maschio)</i>	1		MC000001 ~	3/8"
18		2050207026	* Name Plate (Hi-Flow) <i>Etich.Ades.utilizzo Hi-Flow</i>	1		MC000001 ~	

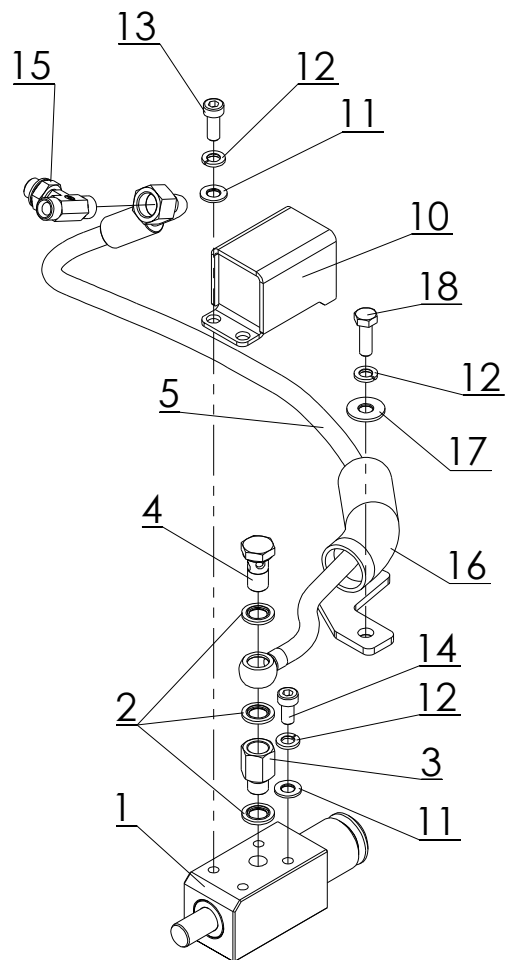
NOTE

07-01

SPANNER LOWER MACHINE
TELAIO ESPANDIBILE



FIXED LOWER MACHINE
TELAIO FISSO



Documentazione senza certificazione CE

Documentation without CE certificate

KEY No.	S	PART No.	DESCRIPTION	Q'TY	CH.	SERIAL No.	REMARKS
0		5180100031	Hydraulic Brake for Spanner Lower Machine <i>Kit Freno Idraulico Telaio Espandibile</i>	1		MC000001 ~	
0 - 1		5180100030	Hydraulic Brake for Fixed Lower Machine <i>Kit Freno Idraulico Telaio Fisso</i>	1		MC000001 ~	
1		2050208013	* Hydraulic Brake <i>Freno Idraulico</i>	1		MC000001 ~	
2		3251845	* Washer, Seal <i>Rondella Gm</i>	3		MC000001 ~	1/4"
3		1220249	* Adapter <i>Raccordo oleodinamico Dritto</i>	1		MC000001 ~	1/4"-L=20
4		1220200	* Bolt <i>Vite Forata</i>	1		MC000001 ~	1/4"
5		1130912000	* Hose Ass'y <i>Tube Idraulico</i>	1		MC000001 ~	L=800
6		2050202052	* Bracket <i>Passatubo Freno Telaio Espandibile</i>	1		MC000001 ~	
7		1224125	* Washer, Flat <i>Rosetta Piana</i>	2		MC000001 ~	M12
8		1224121	* Washer, Flat <i>Rosetta Piana</i>	2		MC000001 ~	M12
9		1222100	* Bolt <i>Vite TE</i>	2		MC000001 ~	M12x50
10		2050202044	* Bracket <i>Carter Attacco Tube Freno Idraulico</i>	1		MC000001 ~	
11		1224083	* Washer, Flat <i>Rosetta Piana</i>	4		MC000001 ~	M8
12		1224794	* Washer, Spring <i>Rosetta Grower</i>	4		MC000001 ~	M8
13		1222246	* Bolt <i>Vite TE</i>	2		MC000001 ~	M8x20
14		3292644	* Bolt <i>Vite TE</i>	2		MC000001 ~	M8x16
15		1140413301	* Tee <i>Raccordo oleodinamico a "T"</i>	1		MC000001 ~	3/8"
16		2050202051	* Bracket <i>Passatubo Freno Telaio Fisso</i>	1		MC000001 ~	
17		1224085	* Washer, Flat <i>Rosetta Piana</i>	1		MC000001 ~	M8
18		1222034	* Bolt <i>Vite TE</i>	1		MC000001 ~	M8x25

NOTE

07-02



Documentazione senza certificazione CE
Documentation without CE certificate

MEMO

SECTION 8
SEZIONE 8

PARTS INDEX
INDICE DELLE PARTI

Documentazione senza certificazione CE
Documentation without CE certificate

KATO IMER S.p.A.

PARTS No.	Sh. No.	Key No.	PARTS No.	Sh. No.	Key No.	PARTS No.	Sh. No.	Key No.	PARTS No.	Sh. No.	Key No.
1010071601	0401	12	1120500000	0401	9	1130723024	0302	47	1150420018	0401	24
1010071601	0401	12	1120810100	0402	20	1130724000	0303	3	1150420018	0401	24
1010908020	0201	4	1120810100	0403	A 20	1130724001	0302	23	1150430008	0405	59
1010908020	0206	4	1120810100	0403	20	1130912000	0702	5	1150430042	0302	15
1010908020	0305	6	1120810100	0404	15	1140102201	0402	31	1150440045	0202	21
1010908020	0402	15	1120810100	0405	15	1140102201	0403	A 47	1150510000	0302	16
1010908020	0403	A 15	1120812000	0405	30	1140102201	0403	47	1150610003	0301	1 2
1010908020	0403	15	1120820100	0402	23	1140114000	0301	2	1150610003	0601	3
1010908020	0404	20	1120820100	0403	A 23	1140124200	0302	42	1150610004	0301	1 1
1010908020	0405	26	1120820100	0403	23	1140210001	0402	29	1150610004	0601	2
1010908020	0501	32	1120820101	0402	24	1140210001	0403	A 45	1150610005	0301	1
1011238050	0101	47	1120820101	0403	A 24	1140210001	0403	45	1150610005	0601	1
1011238050	0102	56	1120820101	0403	24	1140213300	0401	17	1150610006	0202	7
1020051601	0401	2	1120820101	0405	31	1140213300	0401	17	1150610006	0602	0
1020051601	0401	2	1130100000	0303	1	1140213300	0701	3	1150620003	0205	1
1020110045	0202	66	1130100001	0303	2	1140213401	0202	51	1171100000	0403	A 35
1030110080	0204	15	1130100002	0302	30	1140413301	0202	50	1171100000	0403	35
1040208080	0501	10	1130100003	0302	29	1140413301	0701	4	1171100000	0404	28
1060948013	0302	7	1130100004	0302	27	1140413301	0702	15	1180100001	0401	1
1060948013	0402	13	1130100005	0302	28	1140440000	0305	4	1180100001	0401	1
1060948013	0403	A 13	1130100006	0301	12	1140616000	0101	28	1180100002	0404	1
1060948013	0403	13	1130100026	0302		1140616000	0102	35	1180100003	0404	37
1060948013	0501	33	1130100027	0302		1140713200	0301	5	1180100004	0405	1
1080000002	0206	38	1130223005	0701	10	1140713201	0301		1180100060	0405	
1080311006	0405	32	1130223024	0701	11	1140713201	0302	45	1180100062	0401	28
1080811000	0201	7	1130623012	0205		1140713300	0205	11	1180101000	0402	1
1080811000	0206	7	1130712000	0202	12	1140713300	0301	8	1180102000	0403	1 1
1081100045	0202	31	1130712001	0202	13	1140713301	0401	18	1180102002	0403	1
10900000020	0201	6	1130712002	0202	14	1140713301	0401	18	1180102005	0403	
10900000020	0206	6	1130712003	0203	12	1140713303	0301		1180102012	0403	A 1
1100123020	0103	5	1130712004	0203	11	1141012000	0405	56	1180102013	0403	A 40
1100123025	0103	12	1130713000	0202	18	1141012001	0405	57	1180401000	0405	20
1100377045	0202	24	1130713001	0202	16	1141013000	0302	14	1180500001	0403	A 26
1101112001	0201	8	1130713003	0202	15	1141133200	0202	41	1180500001	0403	26
1101112001	0204	27	1130713005	0202		1141513000	0202	36	1180500002	0403	A 44
1101112001	0206	8	1130722000	0302	22	1141513000	0701	16	1180500002	0403	44
1101112003	0202	3	1130722001	0302	21	1141513000	0701	17	1180500002	0404	21
1101121000	0203	27	1130722002	0305	14	1141513001	0202	37	1180500002	0405	35
1101130001	0204	26	1130722003	0304	2	1141713000	0401	22	1190100009	0405	44
1101130004	0204	25	1130722004	0304	3	1141713000	0401	22	1190100010	0405	46
1101130005	0204	28	1130722005	0305	16	1141812200	0405	55	1190100016	0405	47
1110110052	0103	13	1130722006	0305	15	1150100000	0101	36	1190100017	0405	48
1110202500	0204	42	1130722007	0305	13	1150100000	0102	43	1190100018	0405	43
1110220005	0203	29	1130722008	0305	18	1150100001	0202	40	1190100019	0405	45
1110320008	0204	32	1130722009	0305	17	1150100006	0101	45	1190300000	0101	2
1110540009	0405	63	1130722010	0304	1	1150100006	0102	54	1190300000	0102	14
1110910014	0302	20	1130722021	0205	20	1150211000	0401	20	1190300005	0101	
1110910016	0204	44	1130722022	0205	21	1150211000	0401	20	1190300005	0102	
1110910016	0305	12	1130722023	0206	34	1150211001	0401	14	1190500003	0501	26
1111000012	0203	36	1130722024	0206	33	1150211001	0401	14	1190900009	0202	49
1111010012	0203	35	1130723000	0302	31	1150211001	0401		1190900009	0205	3
1120403000	0101	14	1130723001	0302	25	1150211019	0401		1190900009	0302	6
1120403000	0102	21	1130723002	0302	26	1150330001	0202	19	1190900010	0202	67
1120410100	0402	28	1130723004	0302	24	1150360002	0302	34	1190900010	0205	6
1120410100	0403	40	1130723009	0205	15	1150360004	0302		1219559	0202	29
1120410200	0501	22	1130723010	0205	16	1150370002	0701	1	1219561	0204	43
1120430400	0501	18	1130723011	0205	13	1150410014	0401	25	1219567	0202	28
1120430600	0203	32	1130723012	0205	14	1150410014	0401	25	1220007	0205	18
1120500000	0401	9	1130723023	0302	46	1150410039	0405	72	1220016	0101	30

PARTS No.	Sh. No.	Key No.	PARTS No.	Sh. No.	Key No.	PARTS No.	Sh. No.	Key No.	PARTS No.	Sh. No.	Key No.
1220016	0102	37	1221998	0401	26	1222095	0204	41	1223570	0402	10
1220016	0205	31	1221998	0401	26	1222100	0101	43	1223570	0403	A 10
1220016	0303	6	1222002	0404	41	1222100	0102	50	1223570	0403	10
1220019	0301	7	1222002	0405	19	1222100	0702	9	1223570	0404	11
1220019	0303	8	1222006	0303	15	1222120	0501	17	1223570	0405	11
1220136	0101	29	1222006	0403	A 30	1222189	0203	20	1223570	0501	24
1220136	0102	36	1222006	0403	30	1222206	0401	13	1223650	0101	23
1220138	0401	16	1222006	0404	36	1222206	0401	13	1223650	0102	30
1220138	0401	16	1222006	0405	41	1222218	0401	5	1223650	0201	17
1220140	0101	31	1222006	0701	5	1222218	0401	5	1223650	0202	25
1220140	0102	38	1222011	0403	A 36	1222241	0202	68	1223650	0204	20
1220140	0202	17	1222011	0403	36	1222246	0702	13	1223650	0206	17
1220140	0205	19	1222011	0404	29	1222252	0401	2 1	1223650	0402	5
1220140	0205		1222013	0203	24	1222252	0401	2 1	1223650	0403	A 5
1220140	0301	15	1222013	0302	41	1222484	0402	22	1223650	0403	5
1220140	0303	7	1222027	0405	52	1222484	0403	A 22	1223650	0404	6
1220140	0701	12	1222031	0101	19	1222484	0403	22	1223650	0405	6
1220200001	0203	14	1222031	0102	26	1222484	0404	18	1223650	0501	6
1220200	0202	65	1222031	0202	72	1222484	0405	18	1223700	0101	7
1220200	0702	4	1222031	0206	30	1222680	0201	22	1223700	0102	10
1220205	0202	64	1222031	0302	8	1222680	0206	20	1223700	0203	30
1220210025	0402	26	1222031	0303	10	1222691	0202	69	1223700	0204	22
1220249	0702	3	1222031	0402	11	1222728	0201	5	1223700	0501	20
1220300000	0302	3	1222031	0403	A 11	1222728	0206	5	1223800	0201	27
1220300000	0402	19	1222031	0403	11	1222750	0204	24	1223800	0206	27
1220300000	0403	A 19	1222031	0404	7	1222845	0403	A 54	1223806	0101	16
1220300000	0403	19	1222031	0405	7	1222845	0501	27	1223806	0102	23
1220300000	0404	14	1222032	0202	71	1222906	0201	13	1223806	0203	22
1220300000	0405	14	1222032	0203	17	1222906	0206	13	1223918	0501	13
1220410030	0207	5	1222032	0205	9	1222914	0101	4	1223920	0101	26
1220410050	0101	22	1222034	0202	73	1222914	0102	16	1223920	0102	33
1220410050	0102	29	1222034	0702	18	1222914	0204	40	1223920	0204	38
1220410050	0204	39	1222037	0101	42	1223246	0403	A 52	1223920	0207	8
1220420040	0402	7	1222037	0102	49	1223246	0501	29	1224070	0202	59
1220420040	0403	A 7	1222037	0403	A 29	1223254	0404	12	1224070	0205	25
1220420040	0403	7	1222037	0403	29	1223254	0405	12	1224070	0302	40
1220420040	0404	10	1222037	0501	23	1223280	0202	26	1224070	0303	17
1220420040	0405	10	1222050	0302	32	1223280	0203	25	1224070	0401	6
1220606	0301	14	1222050	0405	74	1223280	0205	27	1224070	0401	6
1220608	0202	43	1222052	0101	33	1223280	0302	39	1224070	0403	A 31
1220608	0205	10	1222052	0102	40	1223280	0401	8	1224070	0403	31
1220608	0301	4	1222052	0202	70	1223280	0401	8	1224070	0403	
1220608	0302	36	1222052	0204	37	1223280	0403	A 32	1224070	0404	26
1220608	0701	15	1222059	0102	11	1223280	0403	32	1224070	0405	39
1220610	0203	13	1222059	0103	8	1223280	0403		1224070	0501	41
1220610	0304	6	1222061	0101	10	1223280	0404	27	1224070	0701	7
1220624	0101	40	1222061	0102	19	1223280	0405	40	1224074	0701	6
1220624	0102	47	1222061	0501	3	1223280	0701	9	1224083	0101	21
1220624	0202	44	1222065	0501	8	1223570	0101	34	1224083	0102	28
1220624	0701	14	1222069	0207	7	1223570	0102	41	1224083	0202	60
1220625	0202	45	1222074	0402	2	1223570	0201	23	1224083	0205	7
1220625	0205	29	1222074	0403	A 2	1223570	0202	27	1224083	0302	9
1220625	0301	6	1222074	0403	2	1223570	0203	18	1224083	0303	11
1220625	0302	43	1222074	0404	3	1223570	0204	21	1224083	0401	4
1220625	0305	10	1222074	0405	3	1223570	0205	4	1224083	0401	4
1221153	0101	27	1222077	0101	25	1223570	0206	21	1224083	0402	16
1221153	0102	34	1222077	0102	32	1223570	0207	6	1224083	0403	A 16
1221277	0301	3	1222077	0204	36	1223570	0302	11	1224083	0403	16
1221277	0302	35	1222086	0204	35	1223570	0303	13	1224083	0403	

PARTS No.	Sh. No.	Key No.	PARTS No.	Sh. No.	Key No.	PARTS No.	Sh. No.	Key No.	PARTS No.	Sh. No.	Key No.
1224083	0404	25	1224794	0302	10	2000007007	0203	39	2050201173	0404	19
1224083	0405	27	1224794	0303	12	2000007007	0204	45	2050201174	0403	A 27
1224083	0702	11	1224794	0401	3	2020007002	0207	11	2050201174	0403	27
1224085	0101	44	1224794	0401	3	2020007002	0502	3	2050201175	0401	11
1224085	0102	53	1224794	0402	9	2020807039	0502	2	2050201175	0401	11
1224085	0206	31	1224794	0403	A 9	2030807012	0201	32	2050201176	0403	A 43
1224085	0402	8	1224794	0403	9	2030807012	0202	75	2050201176	0403	43
1224085	0403	A 8	1224794	0404	8	2030807012	0204	48	2050201176	0404	24
1224085	0403	8	1224794	0405	8	2030807012	0502	17	2050201176	0405	38
1224085	0404	9	1224794	0702	12	2030807012	0502	18	2050201177	0701	2
1224085	0405	9	1224801	0101	11	2030807137	0202	74	2050201197	0501	34
1224085	0501	12	1224801	0102	13	2030807137	0502		2050201199	0202	11
1224085	0702	17	1224801	0201	16	2034207055	0201	30	2050201199	0205	5
1224087	0302	33	1224801	0202	55	2034207055	0203	38	2050201200	0405	21
1224103	0101	12	1224801	0204	16	2034207055	0207		2050201225	0405	33
1224103	0102	12	1224801	0206	16	2034207055	0502		2050201235	0405	24
1224103	0201	15	1224801	0402	4	2050007000	0502	6	2050201244	0202	22
1224103	0202	58	1224801	0403	A 4	2050007001	0202	62	2050201247	0202	30
1224103	0204	18	1224801	0403	4	2050101004	0404	40	2050201248	0202	23
1224103	0206	15	1224801	0404	5	2050101006	0405	28	2050201262	0501	34
1224103	0207	9	1224801	0405	5	2050200006	0204	9	2050201278	0203	5
1224103	0402	3	1224801	0501	4	2050201040	0101	38	2050201317	0405	54
1224103	0403	A 3	1224803	0101	6	2050201040	0102	45	2050201383	0204	31
1224103	0403	3	1224803	0102	9	2050201041	0101	9	2050201418	0403	A 41
1224103	0404	4	1224803	0204	17	2050201041	0102	18	2050201418	0403	41
1224103	0405	4	1224809	0201	26	2050201092	0101	24	2050201419	0101	48
1224103	0501	5	1224809	0206	26	2050201092	0102	31	2050201419	0102	57
1224104	0101	35	1224982	0202	76	2050201092	0204	29	2050201461	0205	23
1224104	0102	42	1224982	0203	40	2050201093	0404	22	2050201498	0403	A 14
1224104	0103	9	1224982	0204	46	2050201093	0405	36	2050201499	0402	33
1224104	0201	14	1225744	0405	73	2050201095	0403	A 28	2050201499	0403	53
1224104	0204	34	1225747	0405	22	2050201095	0403	28	2050202000	0102	2
1224104	0206	14	1225748	0302	13	2050201096	0403	A 42	2050202001	0102	3
1224104	0207	10	1225748	0404	39	2050201096	0403	42	2050202002	0102	4
1224121	0101	5	1225748	0405	29	2050201096	0404	23	2050202003	0102	5
1224121	0102	8	1225822	0405	62	2050201096	0405	37	2050202004	0101	1
1224121	0204	19	1226454	0201	28	2050201097	0401	23	2050202008	0101	3
1224121	0501	19	1226454	0206	28	2050201097	0401	23	2050202008	0102	15
1224121	0702	8	1226454	0501	16	2050201099	0402	14	2050202009	0201	18
1224125	0204	33	1226458	0203	37	2050201099	0403	14	2050202009	0206	18
1224125	0702	7	1229140	0102	52	2050201105	0501	7	2050202010	0501	1
1224147	0203	21	1230680	0201	21	2050201106	0501	21	2050202011	0201	1
1224780	0501	28	1230680	0202	34	2050201110	0501	30	2050202011	0206	1
1224791	0202	56	1230680	0204	23	2050201111	0501	35	2050202012	0102	1
1224791	0205	26	1230680	0206	22	2050201112	0501	34	2050202013	0101	17
1224791	0302	38	1239450	0405	34	2050201113	0501	36	2050202013	0102	24
1224791	0303	16	1239453	0402	25	2050201114	0501	31	2050202014	0101	18
1224791	0401	7	1239453	0403	A 25	2050201116	0302	2	2050202014	0102	25
1224791	0401	7	1239453	0403	25	2050201117	0302	2	2050202015	0103	2
1224791	0403	A 37	1239453	0404	17	2050201118	0302	2	2050202016	0402	6
1224791	0403	37	1239453	0405	17	2050201119	0501	35	2050202016	0403	A 6
1224791	0404	30	1239655	0402	18	2050201120	0501	30	2050202016	0403	6
1224791	0501	42	1239655	0403	A 18	2050201121	0501	2	2050202017	0404	2
1224791	0701	8	1239655	0403	18	2050201136	0201	3	2050202017	0405	2
1224794	0101	20	1239655	0404	13	2050201136	0206	3	2050202018	0201	10
1224794	0102	27	1239655	0405	13	2050201136	0305	5	2050202019	0201	11
1224794	0202	57	1288243	0502	8	2050201173	0402	17	2050202020	0201	12
1224794	0205	8	1288971	0502	10	2050201173	0403	A 17	2050202020	0206	12
1224794	0206	32	2000007006	0502		2050201173	0403	17	2050202021	0501	9

PARTS No.	Sh. No.	Key No.	PARTS No.	Sh. No.	Key No.	PARTS No.	Sh. No.	Key No.	PARTS No.	Sh. No.	Key No.
205020222	0501	14	2050204025	0102	55	2050208005	0301	10	3050202001	0302	0 3
205020223	0201	24	2050204026	0101	50	2050208006	0301	9	3050203000	0401	0
205020224	0201	29	2050204026	0102	59	2050208007	0301	11	3050203000	0401	0
205020225	0501	25	2050205007	0101	15	2050208008	0303	4	3050203000	0402	0
205020228	0402	12	2050205007	0102	22	2050208011	0305	1	3050203000	0403	0
205020228	0403	12	2050205009	0103	7	2050208012	0401	15	3050203001	0401	0 2
205020229	0202	1	2050205010	0103	14	2050208012	0401	15	3050203001	0401	0 1
205020230	0202	2	2050205011	0201	9	2050208013	0702	1	3050203002	0401	0 4
205020231	0202	10	2050205011	0206	9	2050208014	0203	6	3050203002	0401	0 2
205020236	0207	2	2050205012	0201	19	2050208021	0204	30	3050203002	0404	0
205020237	0207	3	2050205012	0202	48	2050208022	0204	8	3050203003	0401	0 1
205020238	0207	4	2050205012	0206	19	2050208022	0204		3050203005	0401	0 5
205020242	0501	38	2050205014	0501	15	2050208023	0205	17	3050203005	0401	0 3
205020244	0702	10	2050205016	0101	32	2050208024	0302		3050203007	0402	0 1
205020248	0203	1	2050205016	0102	39	2050208025	0304		3050203007	0403	0 1
205020249	0203	4	2050205016	0201	20	2050208026	0304		3050203008	0404	0 1
205020250	0203	2	2050205016	0202	47	2050208026	0304		3050203008	0405	0 1
205020251	0702	16	2050205016	0204	10	2050208027	0305		3050203009	0405	0
205020252	0702	6	2050205017	0102	51	2050208028	0305		3050203027	0401	0 3
205020255	0203	3	2050205024	0202	20	2050208029	0202		3050203027	0403	A 0
205020257	0501	25 1	2050205031	0202	46	2050208030	0203		3050203028	0403	A 0 1
205020271	0204	1	2050205036	0203	26	2050208031	0204		3050203029	0401	0 6
205020272	0204	2	2050205037	0203	16	2050208031	0204		3050205000	0302	0 2
205020273	0204	3	2050205038	0203	19	2050208032	0205	28	3050205001	0302	0 1
205020274	0204	6	2050205039	0203	15	2050208044	0301	9 1	3050205001	0303	0 1
205020275	0206	29	2050205040	0203	23	2050209000	0403	A 33	3050205002	0302	0
205020276	0204	5	2050205042	0203	28	2050209000	0403	33	3050205002	0303	0
205020277	0204	4	2050205070	0204	14	2050209000	0404	35	3050205002	0304	0
205020278	0206	11	2050205071	0204	12	2050209000	0405	49	3050205003	0301	0 2
205020279	0206	10	2050205072	0204	13	2050209001	0403	A 34	3050205003	0302	1 2
205020280	0206	23	2050205075	0204	11	2050209001	0403	34	3050205004	0301	0 1
205020281	0206	24	2050206000	0103	4	2050209001	0405	50	3050205004	0302	1 1
205020282	0202		2050206001	0101	37	2050209002	0403	A 38	3050205005	0301	0
2050202102	0501		2050206001	0102	44	2050209002	0403	38	3050205005	0302	1
2050202107	0403	A 12	2050206007	0103	11	2050209002	0404	32	3050205006	0302	0 4
2050203003	0207	1	2050207004	0502	4	2050209003	0404	31	3050205010	0302	
2050203005	0202	32	2050207005	0502	4 1	2050209004	0404	34	3050207000	0501	0 1
2050203008	0405	67	2050207006	0502	4 2	2050209004	0405	51	3050209000	0403	A 0 2
2050204000	0102	6	2050207007	0502	5	2050209005	0404	38	3050209000	0403	0 2
2050204001	0101	39	2050207012	0502	11	2050209006	0405	42	3050209001	0404	0 2
2050204001	0102	46	2050207013	0201	31	2050210000	0501	11	3050209002	0405	0 2
2050204002	0401	10	2050207013	0502	14	2050210003	0405	70	3050211000	0502	0 1
2050204002	0401	10	2050207014	0204	47	2050210004	0405	71	3050211009	0502	0 5
2050204003	0401	21	2050207014	0502	16	2050211000	0402	34	3050211010	0502	0 2
2050204003	0401	21	2050207015	0502	15	2050211000	0403	54	3050211011	0502	0 4
2050204004	0201	25	2050207016	0502	8	2050211001	0402	32	3050211012	0502	0
2050204004	0206	25	2050207023	0502	6 2	2050211001	0403	52	3050211013	0502	0 3
2050204005	0202	8	2050207024	0502	6 3	2221994	0403	A 39	3050211014	0502	0 7
2050204007	0103	6	2050207026	0701	18	2221994	0403	39	3050211015	0502	0 6
2050204008	0202	39	2050207028	0502	18	2221994	0404	33	3206223	0205	24
2050204008	0205	2	2050207031	0502	1 2	2221996	0401	12 1	3206690	0202	9
2050204008	0302	4	2050207034	0502	1 1	2221996	0401	12 1	3207225	0202	52
2050204009	0302	5	2050207035	0502	1	2223925	0403	A 51	3208811	0202	63
2050204016	0203	34	2050208000	0302	18	2223925	0403	51	3222635	0402	27
2050204017	0203	31	2050208001	0304	4	2224529	0401	27	3242338	0403	A 53
2050204018	0203	33	2050208002	0304	5	2224529	0401	27	3242419	0102	7
2050204019	0405	65	2050208002	0304		2228360	0202	61	3250908	0303	5
2050204020	0405	64	2050208003	0305	2	3050201002	0501	0	3250908	0402	30
2050204025	0101	46	2050208004	0202	4	3050201004	0201	0 2	3250908	0403	A 46

PARTS No.	Sh. No.	Key No.	PARTS No.	Sh. No.	Key No.	PARTS No.	Sh. No.	Key No.	PARTS No.	Sh. No.	Key No.
3250908	0403	46	4041000395	0305	1 1	5180100030	0702	0 1			
3251653	0502	12	4041000395	0305	2 1	5180100031	0702	0			
3251657	0502	13	4041000396	0304	4 1	5180101010	0201	0 1			
3251823	0202	42	4041000396	0304	5 1	5180101010	0305	0			
3251845	0202	53	4041000396	0304		5180101011	0201	0			
3251845	0203	10	4041000397	0101	36 1	5180101011	0206	0			
3251845	0205	30	4041000397	0102	43 1	5180101012	0207	0			
3251845	0206	37	4041000398	0303	14	5180101601	0206	0 1			
3251845	0302	44	4041000399	0601	4	5180101603	0204	0			
3251845	0304	8	4041000400	0601	5	5180101603	0205	0			
3251845	0305	9	4041000401	0601	6	5180102010	0202	0			
3251845	0405	58	4041000402	0601	7	5180102011	0202	0 1			
3251845	0702	2	4041000403	0601	8	6032703000	0405	60			
3251846	0101	41	4041000404	0601	11	6032703001	0405	61			
3251846	0102	48	4041000405	0601	12	6032703019	0405	66			
3251846	0202	54	4041000406	0601	13	6050202000	0101	8			
3251846	0205	12	4041000407	0601	15	6050202000	0102	17			
3251846	0301	13	4041000408	0601	17	6050202000	0103	10			
3251846	0302	37	4041000409	0601	18	6050202001	0103	3			
3251846	0303	9	4041000410	0601	19	6050203000	0402	21			
3251846	0305	11	4041000411	0601	3 2	6050203000	0403	21			
3251846	0401	19	4041000412	0601	2 2	6050203000	0404	16			
3251846	0401	19	4041000413	0601	1 2	6050203000	0405	16			
3251846	0701	13	4041000414	0601	3 1	6050203001	0302	19			
3262192	0502	9	4041000415	0601	2 1	6050203002	0302	12			
3292381	0501		4041000416	0601	1 1	6050203002	0302				
3292515	0403	A 49	4041000419	0304	7	6050203003	0501	37			
3292515	0403	49	4041000423	0202	6	6050203004	0201	2			
3292644	0702	14	4041000424	0202	4 1	6050203004	0206	2			
3292684	0403	A 50	4041000425	0202	19 1	6050203007	0302	12 1			
3292684	0403	50	4041000426	0602	0 1	6050203007	0302				
3292704	0502	6 1	4041000427	0602	1	6050203007	0302				
3292730	0502	7	4041000428	0602	2	6050203008	0202	33			
3292743	0202	38	4041000429	0602	3	6050203010	0405	23			
3292743	0203	8	4041000430	0602	4	6050203011	0501	39			
3292743	0206	35	4041000431	0602	5	6050203012	0501	40			
3292743	0305	7	4041000441	0203	7	6050203013	0405	25			
3292744	0202	35	4041000443	0203	6 1	6050203017	0302				
3292744	0203	9	4041000505	0205	22	6050203018	0302				
3292744	0206	36	4041000512	0101	49 1	6050203020	0403	A 21			
3292744	0305	8	4041000512	0102	58 1						
4015000065	0601	10	4041000513	0101	49						
4015000066	0601	9	4041000513	0102	58						
4015000068	0601	14	4041000517	0204							
4015000083	0601	16	4041000517	0204							
4041000002	0302	16 1	4041000517	0302							
4041000387	0101	13	4041000518	0304							
4041000387	0102	20	4041000518	0304							
4041000387	0103	1	4041000518	0304							
4041000388	0101	13 1	4041000519	0305							
4041000388	0102	20 1	4041000519	0305							
4041000388	0103	1 1	4041000520	0202							
4041000393	0204	8 1	4041000521	0203							
4041000393	0204		4041000529	0301							
4041000393	0302	18 1	5180100000	0701	0						
4041000394	0202	5	5180100009	0403	A 48						
4041000394	0204	7	5180100009	0403	48						
4041000394	0302	17	5180100015	0405	53						
4041000394	0305	3	5180100029	0203	0						

Documentazione senza certificazione CE

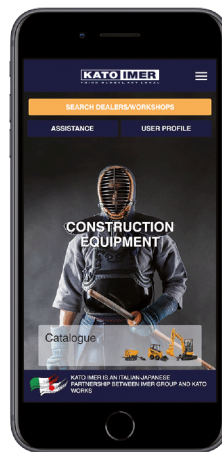
Documentation without CE certificate

Documentazione senza certificazione CE

Documentation without CE certificate

Documentazione senza certificazione CE
Documentation without CE certificate

Official App



KATO IMER

KATO IMER S.p.A.

53037 San Gimignano (SI) Loc. Cusona - Italy
Phone: +39 0577 951 21 - Fax: +39 0577 982 400
info@katoimer.com | www.katoimer.com